Pumping happiness across the Globe

Tormac PUMPS

THE TOUGH ONE

Rugged construction coupled with optimal design parameters make the Bore Hole Submersible Pump a star performer.

SUBMERSIBLE PUMPS - **50Hz**

INDEX

TS SERIES - STAINLESS STEEL SUBMERSIBLE PUMPS

Construction, Applications & Features 3
Pumped Liquids, Pump Operating Limitations & Model Classification.....5
Quick Selection : Version TS/TN - 4".....6
Quick Selection : Version TS/TN - 6" & 8" 7
Quick Selection : Version TS/TN - 10".....8
Construction Data of 4" Submersible Pumps.....9-11
Performance Curves & Data : TS 100 - 1 to TS 100 - 14 12-23
Constructional Data of 6" Submersible Pumps 24-25
Performance Curves & Data : TS 150 - 14 to TS 150 - 60 26-61
Constructional Data of 8" & 10" Submersible Pumps 62-63
Performance Curves & Data : TS 200 - 78 64-67
Performance Curves & Data : TS 200 - 95 68-71
Performance Curves & Data : TS 250 - 125 72-75
Performance Curves & Data : TS 250 - 160 76-79
Performance Curves & Data : TS 250 - 215 80-83

TP SERIES - THERMOPLASTIC SUBMERSIBLE PUMPS

Construction, Applications & Features 85
Pumped Liquids, Pump Operating Limitations & Model Classification.....86
Quick Selection : Version TP - 4".....87
Construction Data of 4" Submersible Pumps.....89-91
Performance Curves & Data : TP 100 - 1.5 to TP 100 - 14 92-109

Cable Selection Chart 110-111
Friction Loss Chart 112-113
Conversion Chart.....114

GENERAL DATA

STAINLESS STEEL SUBMERSIBLE PUMPS > **TS** SERIES

Construction Tormac stainless steel submersible pumps are ingeniously designed and developed employing latest engineering softwares, high-tech machinery, tools and cutting edge of pumping technology to deliver the best possible hydraulic efficiency. The complete stainless steel construction not only prevents the pumps from corrosion but also exceptionally increases the life- span. The integrated and most modern quality assurance systems used at every stage of the production and flawless workmanship ensure sustained and consistent operation.

All these submersible pumps are multistage single suction centrifugal type, provided with integral check-valve and NEMA standard coupling. These pumps are available with fabricated impellers and diffusers made of AISI 304/316/904L and the shaft is made of AISI 304/431/904L. The integral check valve prevents back flow and reduces the risk of water hammer which paves the way for trouble free performance. The suction screen is designed with utmost care so as not to reduce the inflow of water and at the same time to prevent damage to the pump and clogging due to the entry of sand and other foreign particles.

Applications	Features
Fountains	Tried and trusted
Irrigation	Highly efficient
Pressure booster systems	Wide head and flow range with numerous models
Public, Industrial & Private water supply systems	Good sand resistance capacity, integral check valve
Air-conditioning equipments	Corrosion free parts for hygiene
Sprinkler systems and Mining	Low wear and tear
Farming	Perfectly & aesthetically designed and easily serviceable.
Water plants	
Laboratories	

The Company reserves the right to modify the technical specifications and illustrations without prior notice.

GENERAL DATA

Pumped Liquids

Non-aggressive, non explosive, Pure, cold, fresh water without abrasive particles having the following characteristics.

a) pH	6.5 to 8.5
b) Turbidity	50 ppm silica scale (max.)
c) Viscosity	$1.75x10^{6}m^{2}/sec$ (max.)
d) Hardness (Drinking Water)	300 (max.)
e) Specific gravity	1.004 (max.)
f) Allowable solids	3000 ppm (max.)
g) Chlorine ion density	500 ppm (max.)
i) Permissible amount of sand	50 g/m^{3} (max.)
j) Temperature	38°C (max.)NBR 90°C VITON

Pump Operating Limitations - TS Series

Nominal Diameter		**4"**	**6"**	**8"**	**10"**
Power Range		0.37kW - 11kW	2.2kW - 63kW	5.5kW - 130kW	9.3kW - 220kW
Speed		2900 rpm	2900 rpm	2900 rpm	2900 rpm
Flow Range	lpm	7.2 - 317	116.4 - 1333	330 - 2100	300 - 4667
	m^{3}/h	0.4 - 19	7 - 80	20 - 126	18 - 280
Max. Recommended Head	ft	13 - 1754	14.76 - 2788	26.24 - 1700	19.68 - 1600
	m	4 - 535	4.5 - 850	8 - 518	6 - 488
Delivery size in mm		32, 40 & 50	50, 65, 80 & 100	100 & 125	150
Max. Operating Pressure		5.4 Mpa (54 bar)	8.5 Mpa (85 bar)	5.2 Mpa (52 bar)	4.9 Mpa (49 bar)
Horizontal Installation		Minimum 30° angle			

Model Classification › BOREHOLE SUBMERSIBLE PUMPS

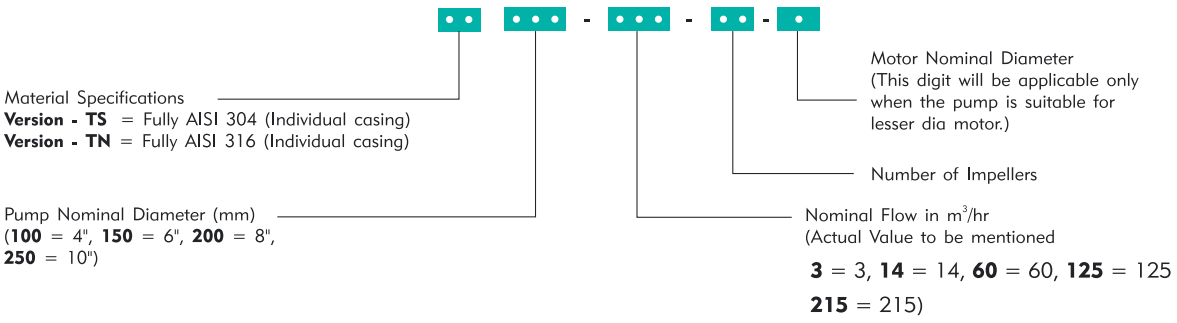

GENERAL DATA

Quick Selection › TS Series › Version TS / TN / 904L › 4"

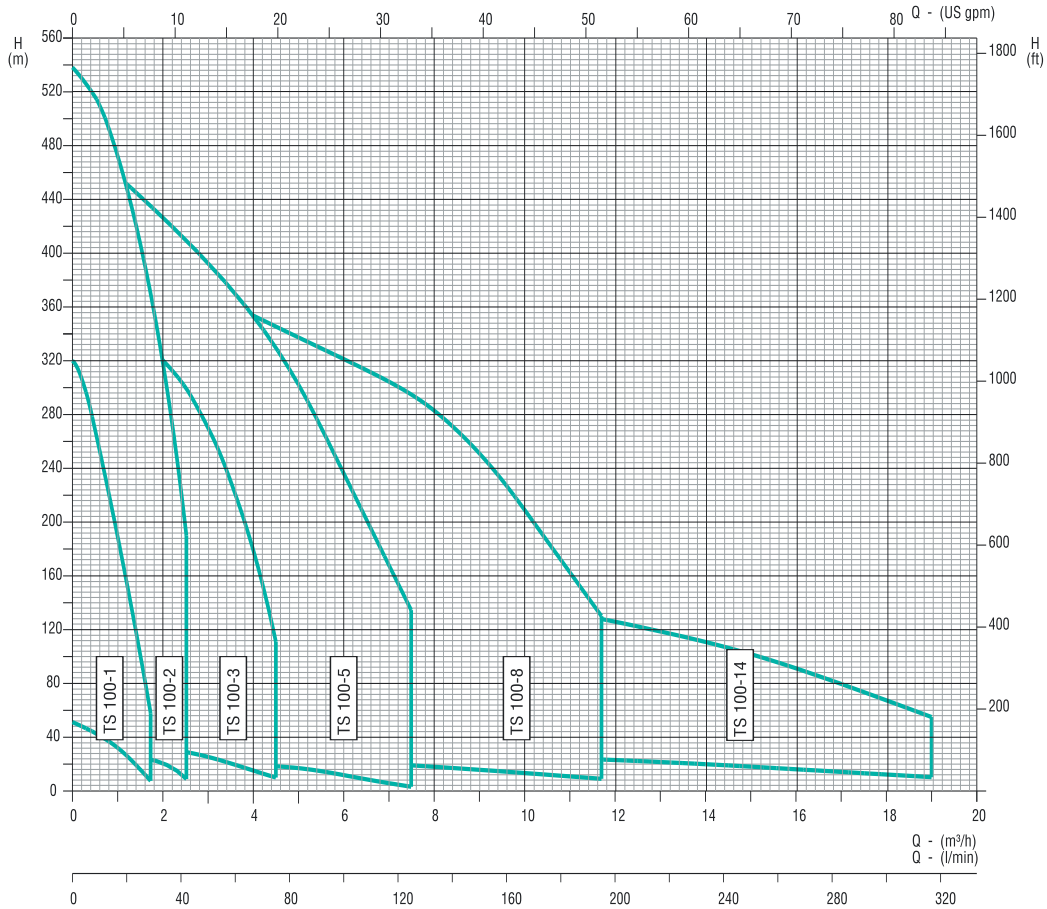

Curve tolerance according to ISO 9906:2012, Grade 3B

Performance Curve Conditions

a.	The Performance curves show pump performance of the pump at rated speed and voltage. (2900 rpm)	e.	The head and discharge are inclusive of check valve and suction inter-connector losses at the actual speed.
b.	The measurements were made with airless water at 20°C. For pumping liquids with a density higher than that of water, motors with correspondingly higher outputs must be used.	f.	Efficiency curve: ("EFF%") shows pump stage efficiency.
		g.	Curve tolerance according to ISO : 9906, Annex-A.
c.	Pipe friction losses have not been included in the performance curves and performance data.	h.	The performance are at rated voltage and are only Indicative. Actual discharge depends on availability of water in well, based on strength of water source, height of water column, submergence of pump, etc.,
d.	The bold curves indicate the recommended performance range.	i.	The given performance are for a specific materials of construction of pumps.

Available types of materials of construction : TS (AISI - 304) and TN (AISI - 316). In case of M.I.C. version - TN the second digit of the pump model "S" will be replaced with "N". The given performance ranges are same for version - TS & TN.

GENERAL DATA

Quick Selection › TS Series › Version TS / TN / 904L › 6"

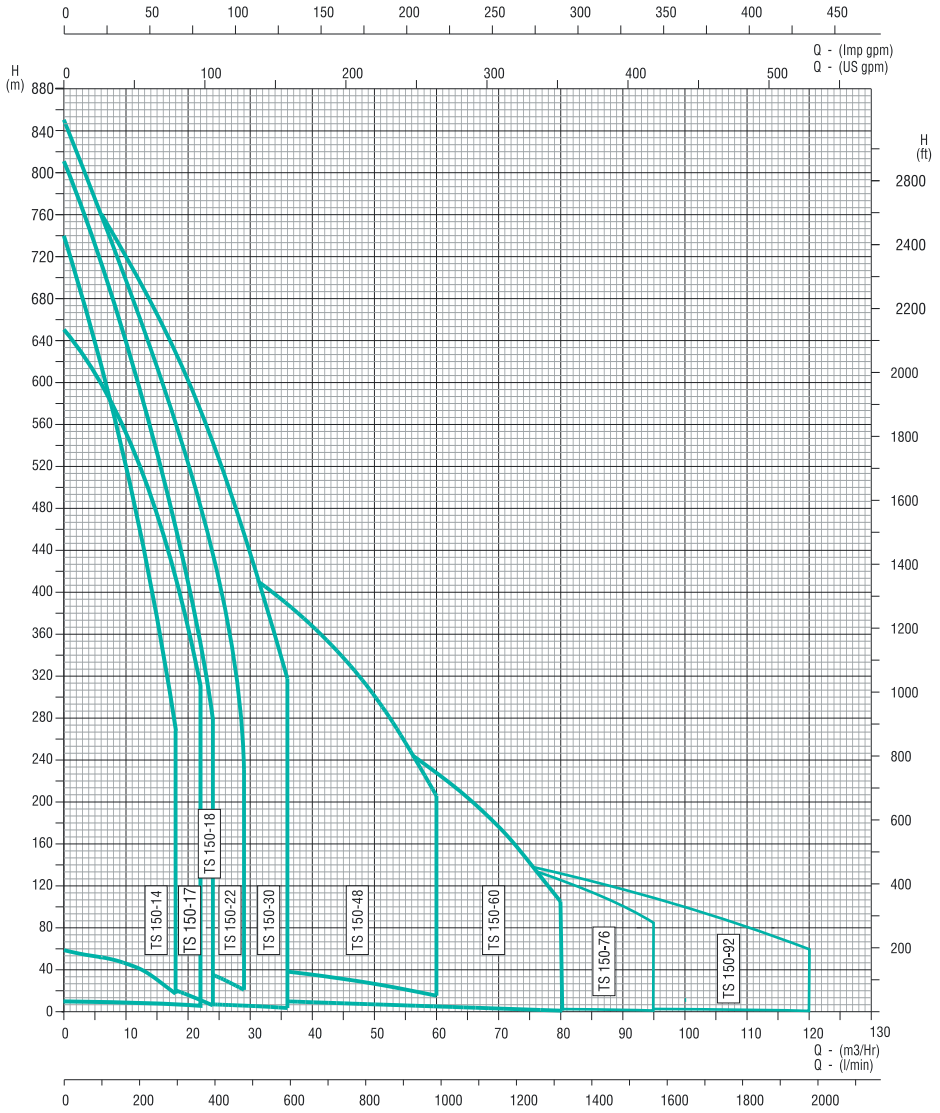

Curve tolerance according to ISO 9906:2012, Grade 3B

Performance Curve Conditions

a.	The Performance curves show pump performance at rated speed and voltage. (2900 rpm)	e.	The head and discharge curves are inclusive of check valve and suction inter-connector losses at the actual speed.
b.	The measurements were made with airless water at 20°C. For pumping liquids with a density higher than that of water, motors with correspondingly higher outputs must be used.	f.	Efficiency curve: "EFF%" shows pump stage efficiency.
		g.	Curve tolerance according to ISO : 9906, Annex-A.
c.	Pipe friction losses have not been included in the performance curves and performance tables.	h.	The performance are at rated voltage and are only Indicative. Actual discharge depends on availability of water in well, based on strength of water source, height of water column, submergence of pump, etc.,
d.	The bold curves indicate the recommended performance range.	i.	The given performance are for a specific material of construction of pump.

Available types of materials of construction : TS (AISI - 304) and TN (AISI - 316). In case of M.I.C. version - TN the second digit of the pump model "S" will be replaced with "N". The given performance ranges are same for version - TS & TN.

GENERAL DATA

Quick Selection › TS Series › Version TS / TN / 904L › 8" & 10"

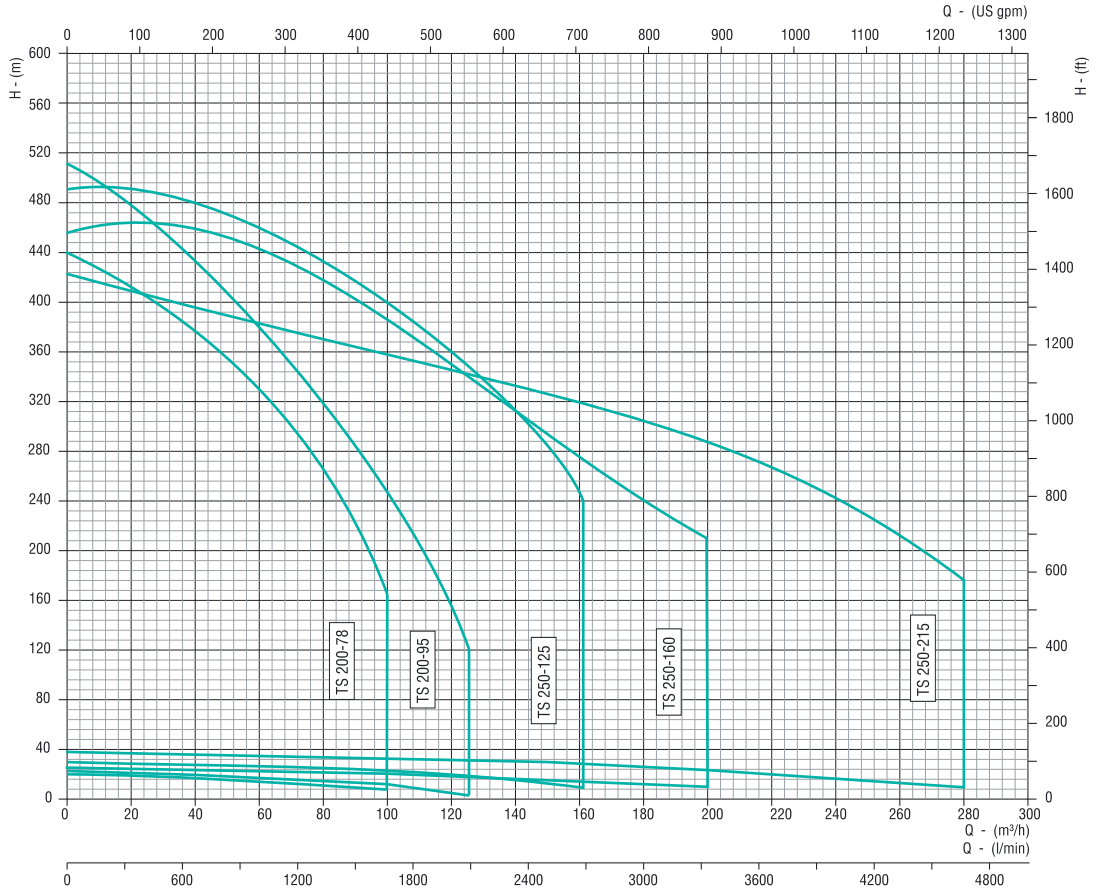

Curve tolerance according to ISO 9906:2012, Grade 3B

Performance Curve Conditions

a.	The Performance curves show pump performance at rated speed and voltage. (2900 rpm)	e.	The head and discharge curves are inclusive of check valve and suction inter-connector losses at the actual speed.
b.	The measurements were made with airless water at 20°C. For pumping liquids with a density higher than that of water, motors with correspondingly higher outputs must be used.	f.	Efficiency curve: "EFF%" shows pump stage efficiency.
		g.	Curve tolerance according to ISO : 9906, Annex-A.
c.	Pipe friction losses have not been included in the performance curves and performance tables.	h.	The performance are at rated voltage and are only Indicative. Actual discharge depends on availability of water in well, based on strength of water source, height of water column, submergence of pump, etc.,
d.	The bold curves indicate the recommended performance range.	i.	The given performance are for a specific material of construction of pump.

Available types of materials of construction : TS (AISI - 304) and TN (AISI - 316). In case of M.I.C. version - TN the second digit of the pump model "S" will be replaced with "N". The given performance ranges are same for version - TS & TN.

CONSTRUCTIONAL DATA

1 - 3m³/h and 5m³/h Lower Stage Assembly

1 - 3m³/h Upto 29 Stage and 5m³/h Upto 25 Stage

4" › **TS** Series › **Version TS / TN / 904L** › Constructional Data of Radial Flow Pump

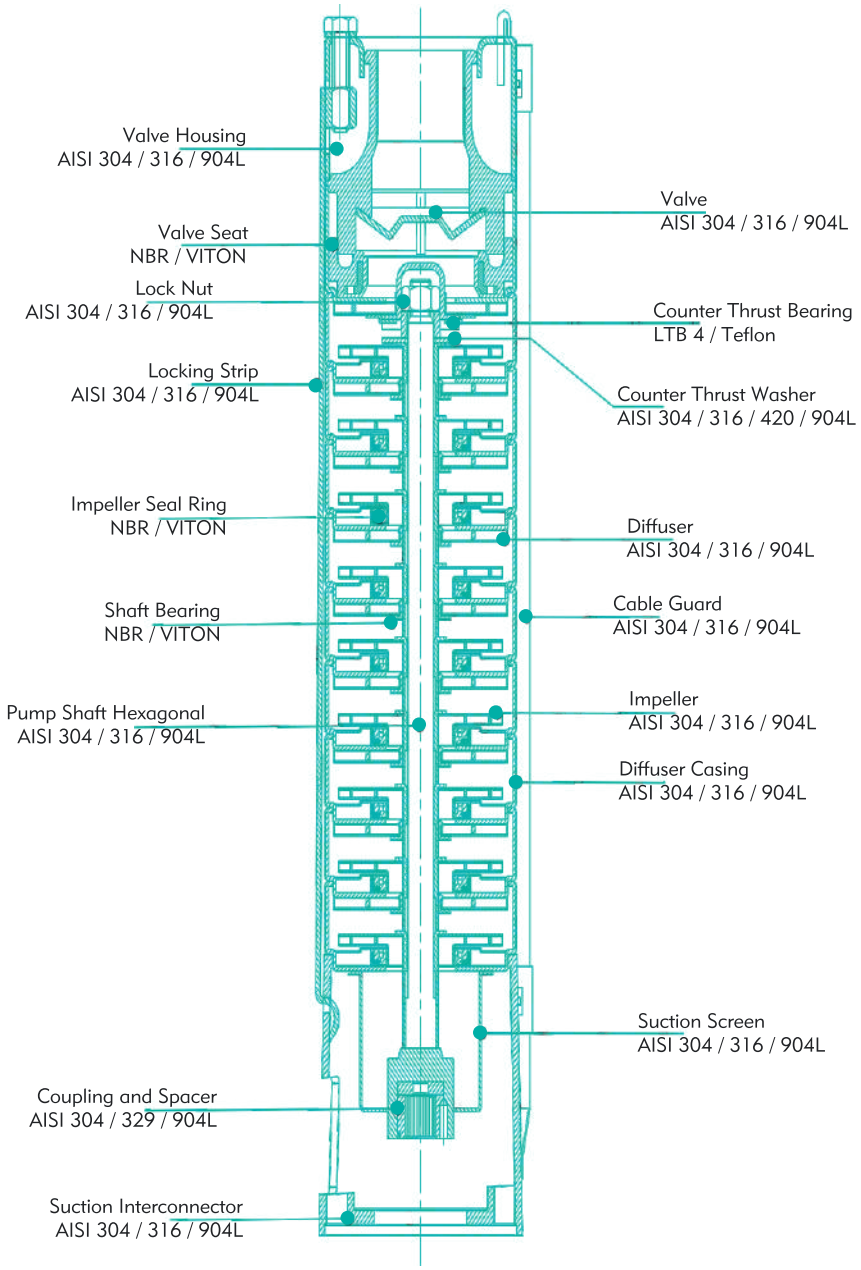

Pump Version - TS = AISI 304 Construction
Pump Version - TN = AISI 316 Construction
Pump Version - AISI 904L Contruction
NEMA mounting dimensions.

CONSTRUCTIONAL DATA

5m³/h and 8m³/h Higher Stage Assembly

4" › TS Series › **Version TS / TN / 904L** › Constructional Data of Radial Flow Pump

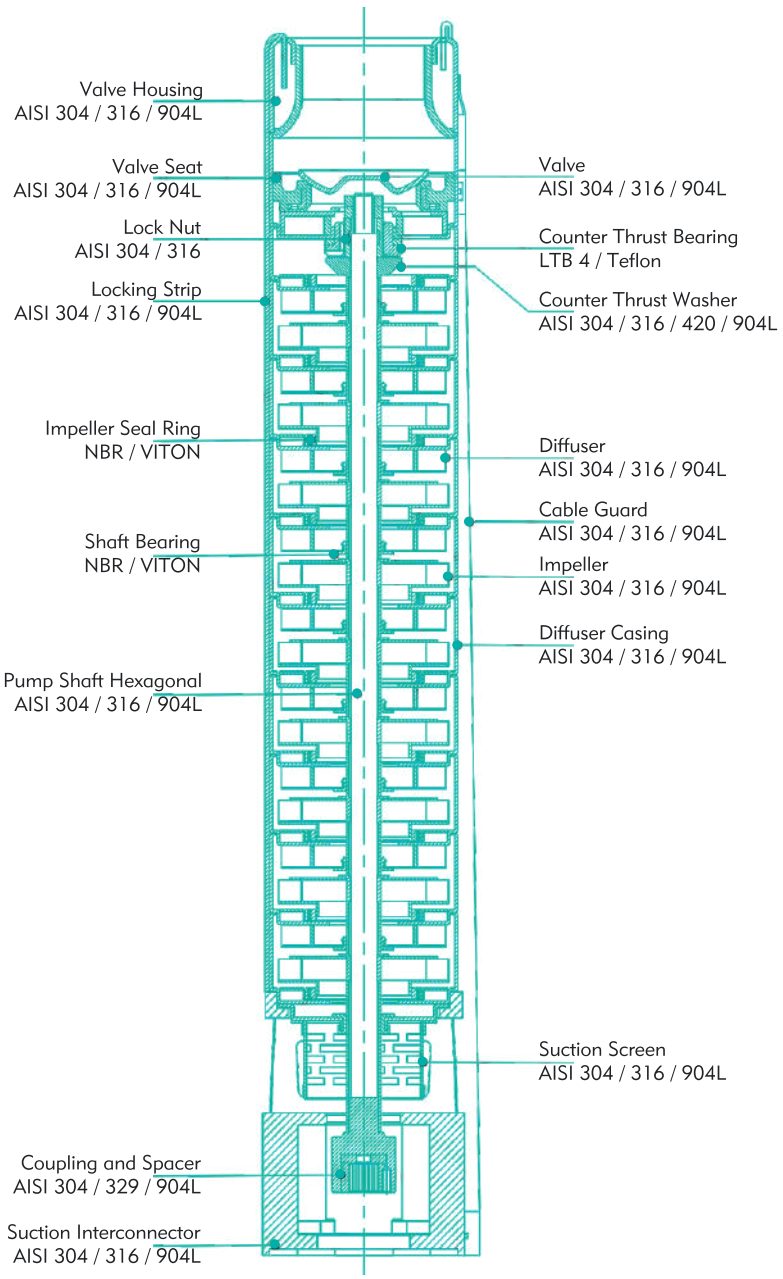

Pump Version - TS = AISI 304 Construction
Pump Version - TN = AISI 316 Construction
Pump Version - AISI 904L Contruction
NEMA mounting dimensions.

CONSTRUCTIONAL DATA

14 m^3/h

4" › **TS** Series › **Version TS / TN / 904L** › Constructional Data of Semi - Axial Flow Pump

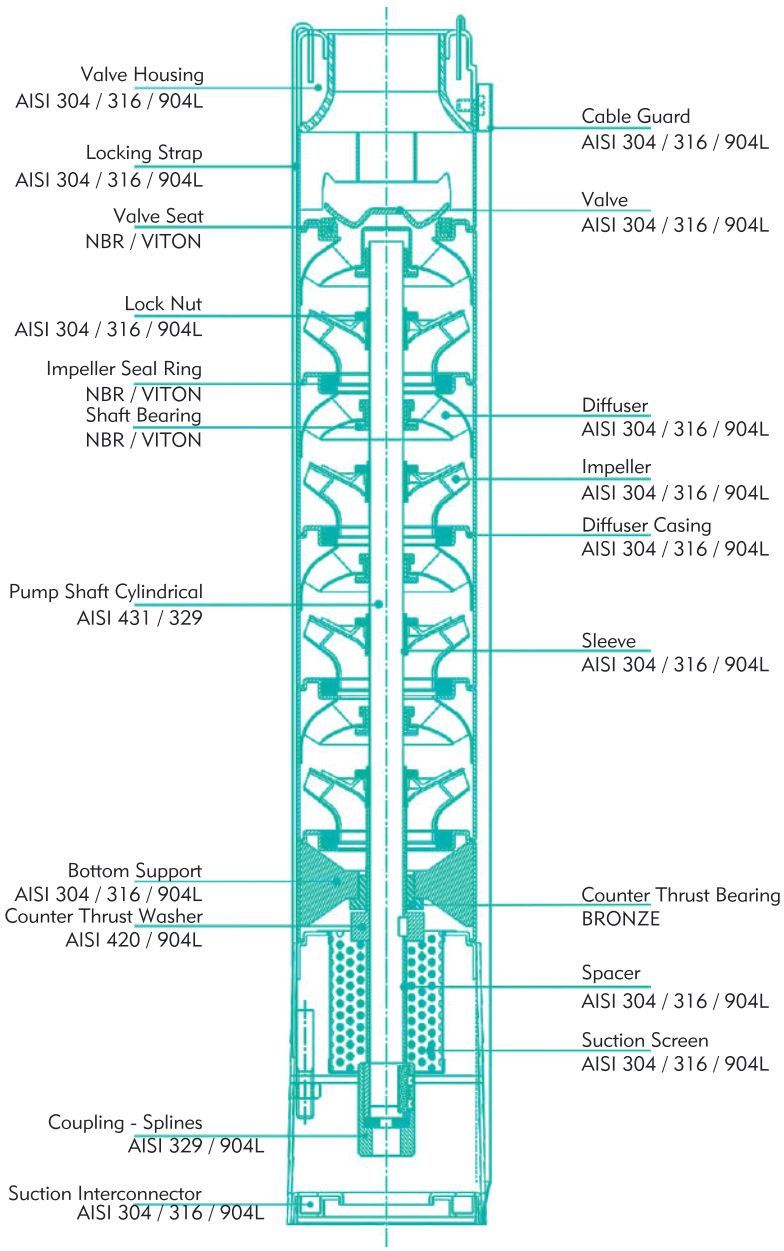

Pump Version - TS = AISI 304 Construction
Pump Version - TN = AISI 316 Construction
Pump Version - AISI 904L Contruction
NEMA mounting dimensions.

PERFORMANCE CURVES

TS / **TN** / **904L** SERIES › **4"** › **1 m³/h**

Model : **TS 100 - 1** Outlet Size : **1¼"** **2900 rpm**

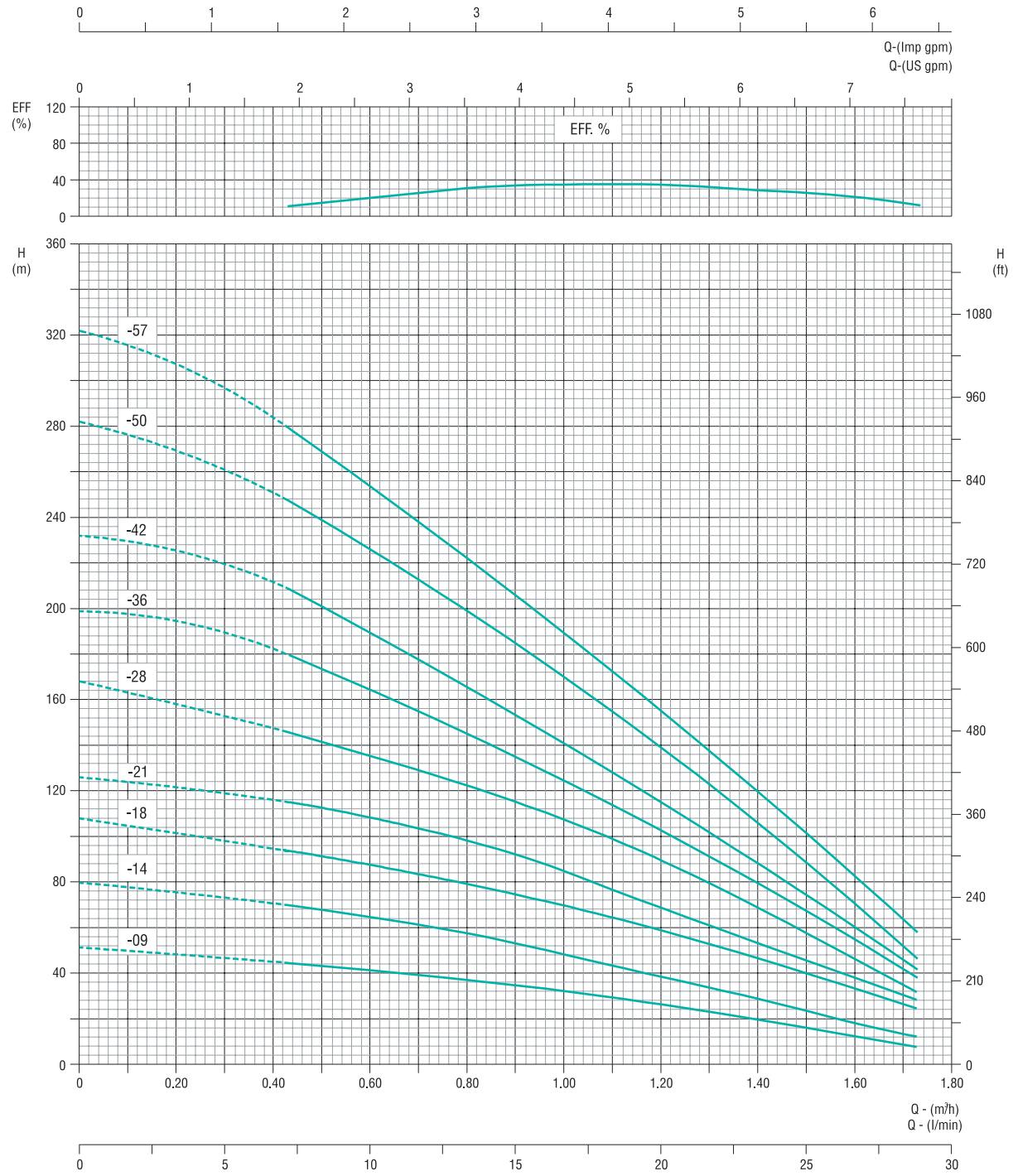

Curve tolerance according to ISO 9906:2012, Grade 3B

PERFORMANCE DATA

TS / TN / 904L SERIES › 4" › 1 m³/h

Model : **TS 100 - 1** Outlet Size : **1¼"** **2900 rpm**

Pump Model	Power		lpm	0	6.6	10	13.3	16.6	20	23.3	26.6	28.3
	kW	HP	m³/h	0	0.40	0.60	0.80	1.0	1.2	1.4	1.6	1.7
TS100-1-09	0.37	0.5	TOTAL DYNAMIC HEAD IN METRES	50	45	41	38	32	26.5	20	12	9
TS100-1-14	0.37	0.5		80	70.5	65	58	49	39	29	18	12.5
TS100-1-18	0.55	0.75		105	94	88	79.5	70	59.5	47	33	26
TS100-1-21	0.55	0.75		125	116.5	108.5	99	85	69.5	53	39	30
TS100-1-28	0.75	1		165	148	135	122.5	107.5	90	69	47	35
TS100-1-36	1.1	1.5		198	182	165	145	123	102	80	54	41
TS100-1-42	1.1	1.5		230	211	190	165	140	116	89	60	45
TS100-1-50	1.5	2		280	250	226	199	170	140	106	70	51
TS100-1-57	1.5	2		320	284	253	221	189	155	120	82	63

* For AISI 316 replace TS with TN : Performance Data remains same.

Nett Weights & Dimensions

Pump Model	Power		Dimensions in mm		Nett Weight (kg)
	kW	HP	D	H	
TS100-1-09	0.37	0.5	101	356	4.40
TS100-1-14	0.37	0.5	101	466	6.10
TS100-1-18	0.55	0.75	101	554	7.30
TS100-1-21	0.55	0.75	101	620	8.40
TS100-1-28	0.75	1	101	774	10.70
TS100-1-36	1.1	1.5	101	1118	16.90
TS100-1-42	1.1	1.5	101	1262	18.70
TS100-1-50	1.5	2	101	1478	21.40
TS100-1-57	1.5	2	101	1646	22.80

Pump Height(H) and Weight(Kg) are approximate.

All performance data is based on rated input.

PERFORMANCE CURVES

TS / **TN** / **904L** SERIES › **4"** › **2 m³/h**

Model : **TS 100 - 2** Outlet Size : **1¼"** **2900 rpm**

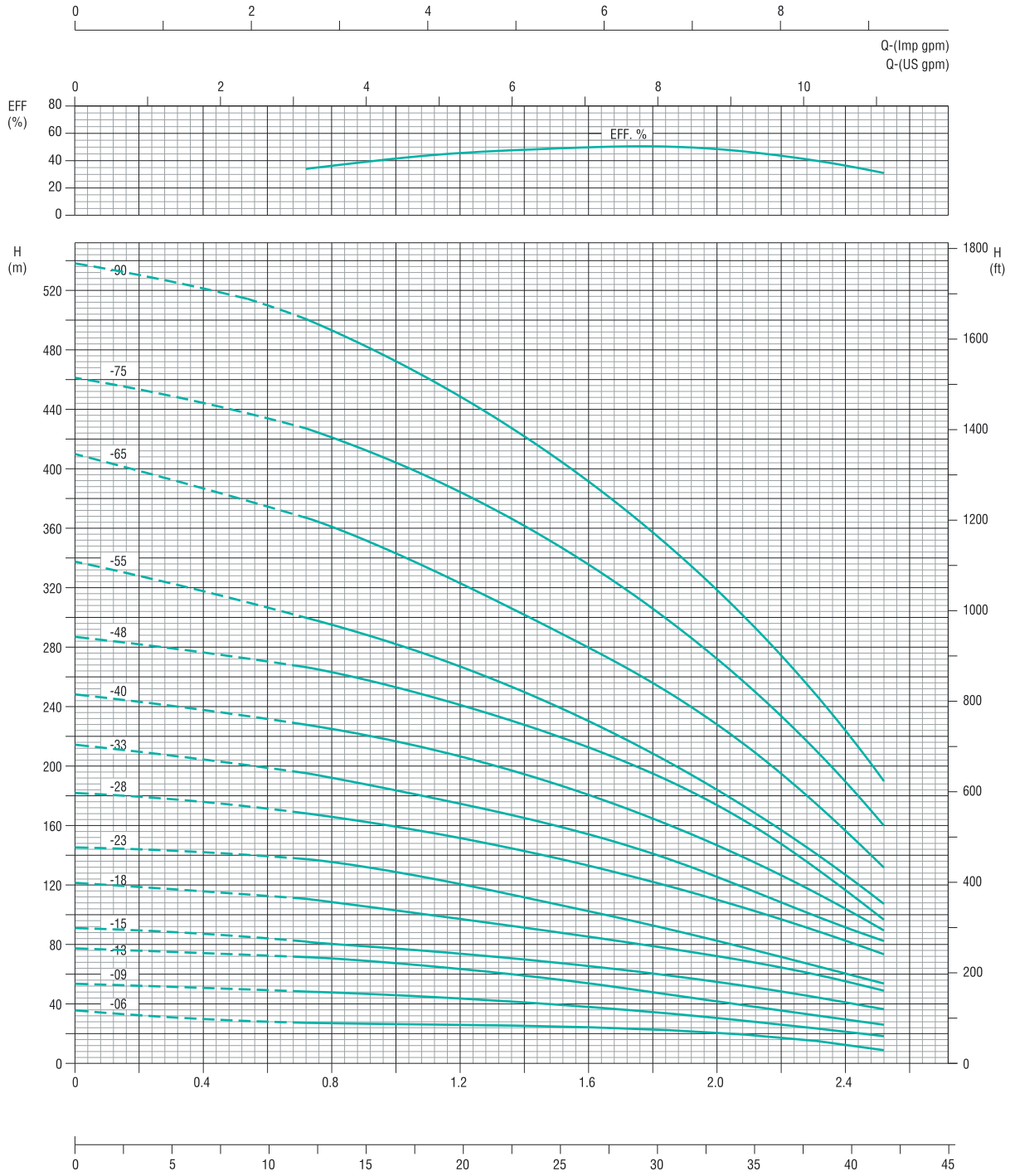

Curve tolerance according to ISO 9906:2012, Grade 3B

PERFORMANCE DATA

TS / TN / 904L SERIES › 4" › 2 m³/h

Model : **TS 100 - 2** Outlet Size : **1¼"** **2900 rpm**

Pump Model	Power		lpm	0	10	16.6	23.3	30.3	33.3	36.6	41.6
	kW	HP	m³/h	0	0.6	1	1.4	1.8	2	2.2	2.5
TS 100-2-06	0.37	0.5	TOTAL DYNAMIC HEAD IN METRES	35	28	26.5	25	23	20	17	8
TS 100-2-09	0.37	0.5		54	49	45	40	35	30	25	19
TS 100-2-13	0.55	0.75		76	72	68	60	48	42	36	27
TS 100-2-15	0.55	0.75		90	82	78	70	60	57	48	38
TS 100-2-18	0.75	1		120	115	102	92	80	72	63	50
TS 100-2-23	1.1	1.5		145	140	128	113	93	82	71	57
TS 100-2-28	1.5	2		180	172	160	142	121	110	98	77
TS 100-2-33	1.5	2		215	199	183	165	140	124	108	82
TS 100-2-40	2.2	3		249	232	218	195	165	144	127	92
TS 100-2-48	2.2	3		285	272	254	227	195	174	148	100
TS 100-2-55	3	4		335	306	282	250	209	183	158	110
TS 100-2-65	3	4		408	375	342	301	257	228	196	138
TS 100-2-75	4	5.5		460	435	403	363	305	272	235	164
TS 100-2-90	4	5.5		535	513	473	421	358	319	276	198

* For AISI 316 replace TS with TN : Performance Data remains same.

Nett Weights & Dimensions

Pump Model	Power		Dimensions in mm		Nett Weight (kg)
	kW	HP	D	H	
TS100-2-06	0.37	0.5	101	290	4.10
TS100-2-09	0.37	0.5	101	356	4.80
TS100-2-13	0.55	0.75	101	444	5.70
TS100-2-15	0.55	0.75	101	488	6.10
TS100-2-18	0.75	1	101	554	6.80
TS100-2-23	1.1	1.5	101	664	8.00
TS100-2-28	1.5	2	101	774	9.10
TS100-2-33	1.5	2	101	1046	10.20
TS100-2-40	2.2	3	101	1214	12.50
TS100-2-48	2.2	3	101	1430	15.20
TS100-2-55	3	4	101	1598	17.50
TS100-2-65	3	4	101	1862	22.30
TS100-2-75	4	5.5	101	2102	26.80
TS100-2-90	4	5.5	101	2486	33.20

Pump Height(H) and Weight(Kg) are approximate.

All performance data is based on rated input.

PERFORMANCE CURVES

TS / **TN** / **904L** SERIES › **4"** › **3 m³/h**

Model : **TS 100 - 3** Outlet Size : **1¼"** **2900 rpm**

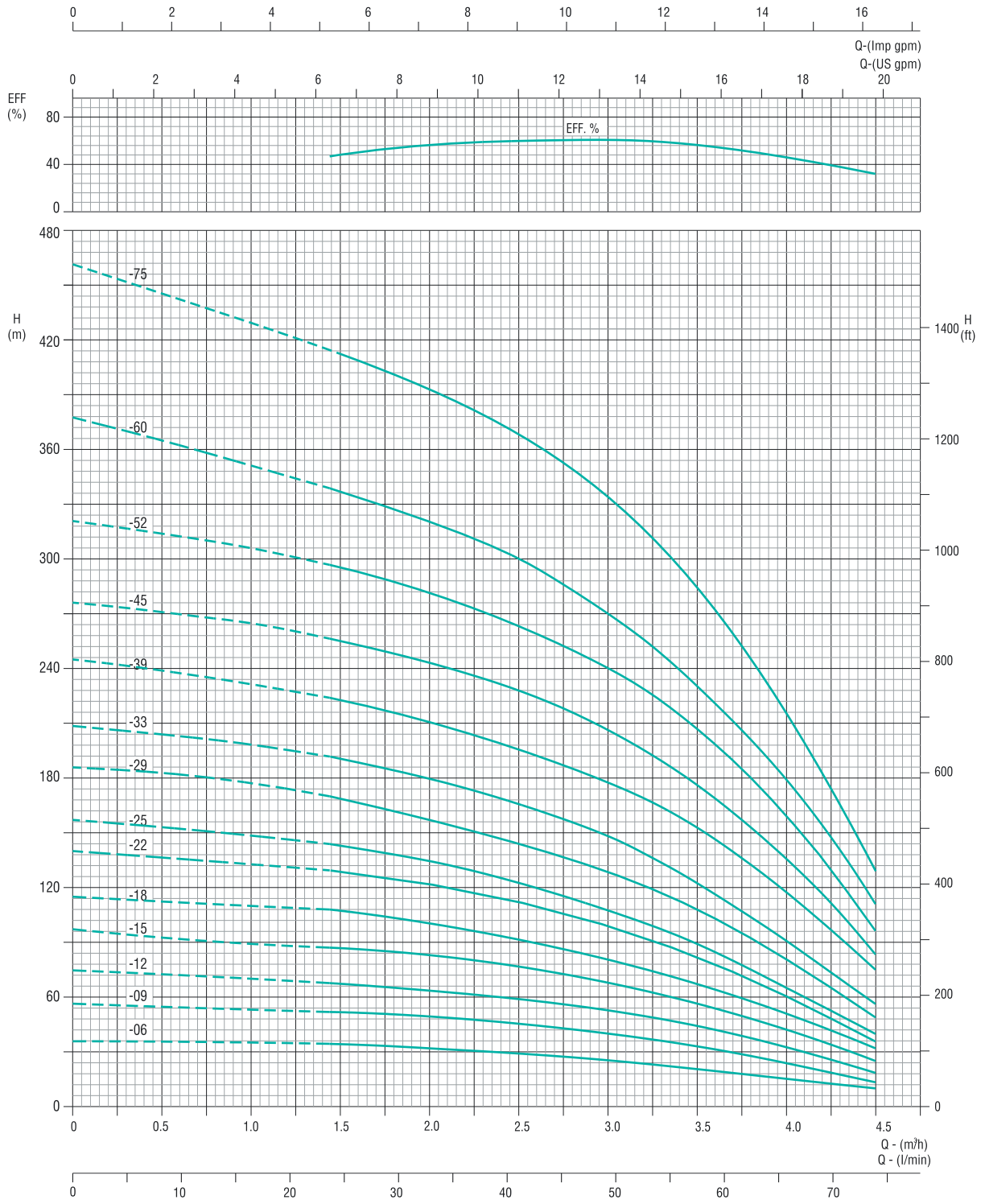

Curve tolerance according to ISO 9906:2012, Grade 3B

PERFORMANCE DATA

TS / TN / 904L SERIES › 4" › 3 m³/h

Model : **TS 100 - 3** Outlet Size : **1¼"** **2900 rpm**

Pump Model	Power		lpm	0	25	33.5	41.6	50	58.3	66.6	75
	kW	HP	m³/h	0	1.5	2	2.5	3	3.5	4	4.5
TS 100-3-06	0.37	0.5	TOTAL DYNAMIC HEAD IN METRES	35	34	31	29	25	20	15	10
TS 100-3-09	0.55	0.75		56	52	50	45	40	32	24	14
TS 100-3-12	0.75	1		75	67	63	60	53	45	32	19
TS 100-3-15	1.1	1.5		98	86	82	76	67	55	41	25
TS 100-3-18	1.1	1.5		115	106	100	91	80	66	50	32
TS 100-3-22	1.5	2		140	129	121	111	99	80	60	35
TS 100-3-25	1.5	2		156	143	135	122	107	89	65	40
TS 100-3-29	2.2	3		185	169	156	144	129	108	80	50
TS 100-3-33	2.2	3		209	190	180	166	149	123	90	57
TS 100-3-39	3	4		245	223	210	195	177	153	117	75
TS 100-3-45	3	4		275	255	243	227	206	176	135	81
TS 100-3-52	4	5.5		320	295	280	263	240	207	160	97
TS 100-3-60	4	5.5		377	337	320	300	270	230	180	110
TS 100-3-75	5.5	7.5		465	415	395	370	332	282	220	132

* For AISI 316 replace TS with TN : Performance Data remains same.

Nett Weights & Dimensions

Pump Model	Power		Dimensions in mm		Nett Weight (kg)
	kW	HP	D	H	
TS100-3-06	0.37	0.5	101	290	3.30
TS100-3-09	0.55	0.75	101	356	4.10
TS100-3-12	0.75	1	101	422	5.00
TS100-3-15	1.1	1.5	101	488	6.00
TS100-3-18	1.1	1.5	101	554	7.00
TS100-3-22	1.5	2	101	642	8.10
TS100-3-25	1.5	2	101	708	9.10
TS100-3-29	2.2	3	101	796	10.20
TS100-3-33	2.2	3	101	1046	12.90
TS100-3-39	3	4	101	1190	15.40
TS100-3-45	3	4	101	1334	16.40
TS100-3-52	4	5.5	101	1526	18.60
TS100-3-60	4	5.5	101	1718	21.20
TS 100-3-75	5.5	7.5	101	2148	26.50

Pump Height(H) and Weight(Kg) are approximate.

All performance data is based on rated input.

PERFORMANCE CURVES

TS / **TN** / **904L** SERIES › **4"** › **5 m³/h**

Model : **TS 100 - 5** Outlet Size : **1½"** **2900 rpm**

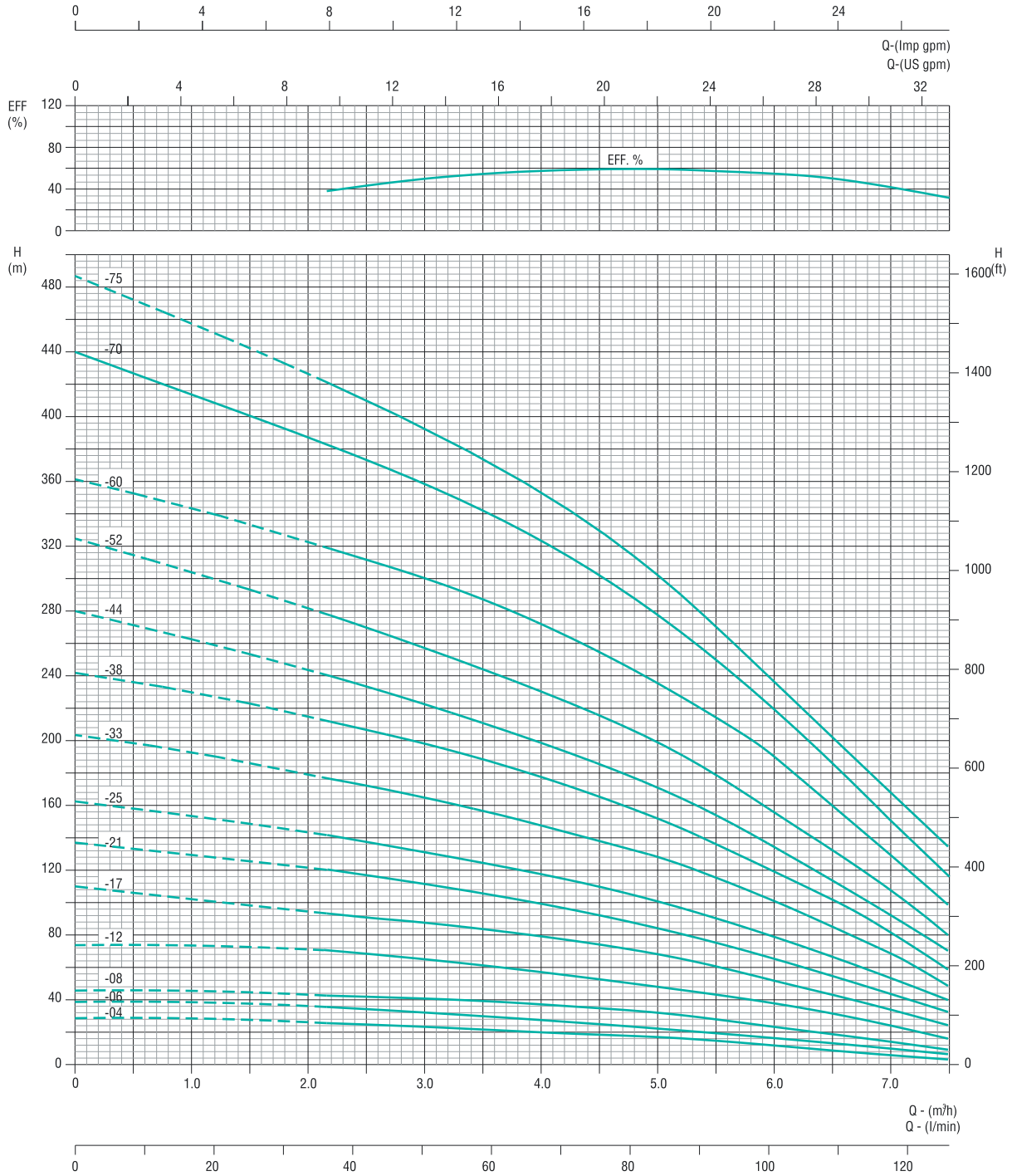

Curve tolerance according to ISO 9906:2012, Grade 3B

PERFORMANCE DATA

TS / TN / 904L SERIES › 4" › 5 m³/h

Model : **TS 100 - 5** Outlet Size : **1½"** **2900 rpm**

Pump Model	Power		lpm	0	33.3	50	66.6	83.4	100	116.6
	kW	HP	m³/h	0	2	3	4	5	6	7
TS 100-5-04	0.37	0.5	TOTAL DYNAMIC HEAD IN METRES	28	26	22.5	20	17	12	5
TS 100-5-06	0.55	0.75		39	36	32	28	22	17	10
TS 100-5-08	0.75	1		46	42.5	40	37	32	23	15
TS 100-5-12	1.1	1.5		75	71	65	57	48	38	24
TS 100-5-17	1.5	2		108	94	88	80	68	51	33
TS 100-5-21	2.2	3		138	121	112	99	84	65	42
TS 100-5-25	2.2	3		162	143	131	119	102	77	53
TS 100-5-33	3	4		202	179	165	147	128	100	68
TS 100-5-38	4	5.5		241	215	198	177	152	119	81
TS 100-5-44	4	5.5		280	244	223	199	170	134	92
TS 100-5-52	5.5	7.5		324	281	258	230	199	156	108
TS 100-5-60	5.5	7.5		360	322	300	262	236	190	130
TS 100-5-70	7.5	10		440	389	360	325	279	220	152
TS 100-5-75	7.5	10		487	427	392	352	302	237	168

* For AISI 316 replace TS with TN : Performance Data remains same.

Nett Weights & Dimensions

Pump Model	Power		Dimensions in mm		Nett Weight (kg)
	kW	HP	D	H	
TS100-5-04	0.37	0.5	101	253	2.80
TS100-5-06	0.55	0.75	101	301	3.50
TS100-5-08	0.75	1	101	349	4.00
TS100-5-12	1.1	1.5	101	445	5.40
TS100-5-17	1.5	2	101	565	6.90
TS100-5-21	2.2	3	101	661	8.00
TS100-5-25	2.2	3	101	757	9.10
TS100-5-33	3	4	101	1025	13.90
TS100-5-38	4	5.5	101	1147	15.30
TS100-5-44	4	5.5	101	1315	17.80
TS100-5-52	5.5	7.5	101	1605	20.50
TS100-5-60	5.5	7.5	101	1725	22.50
TS 100-5-70	7.5	10	101	1945	25.00
TS100-5-75	7.5	10	101	2080	27.75

Pump Height(H) and Weight(Kg) are approximate.

All performance data is based on rated input.

PERFORMANCE CURVES

TS / **TN** / **904L** SERIES › **4"** › **8 m³/h**

Model : **TS 100 - 8** Outlet Size : **2"** **2900 rpm**

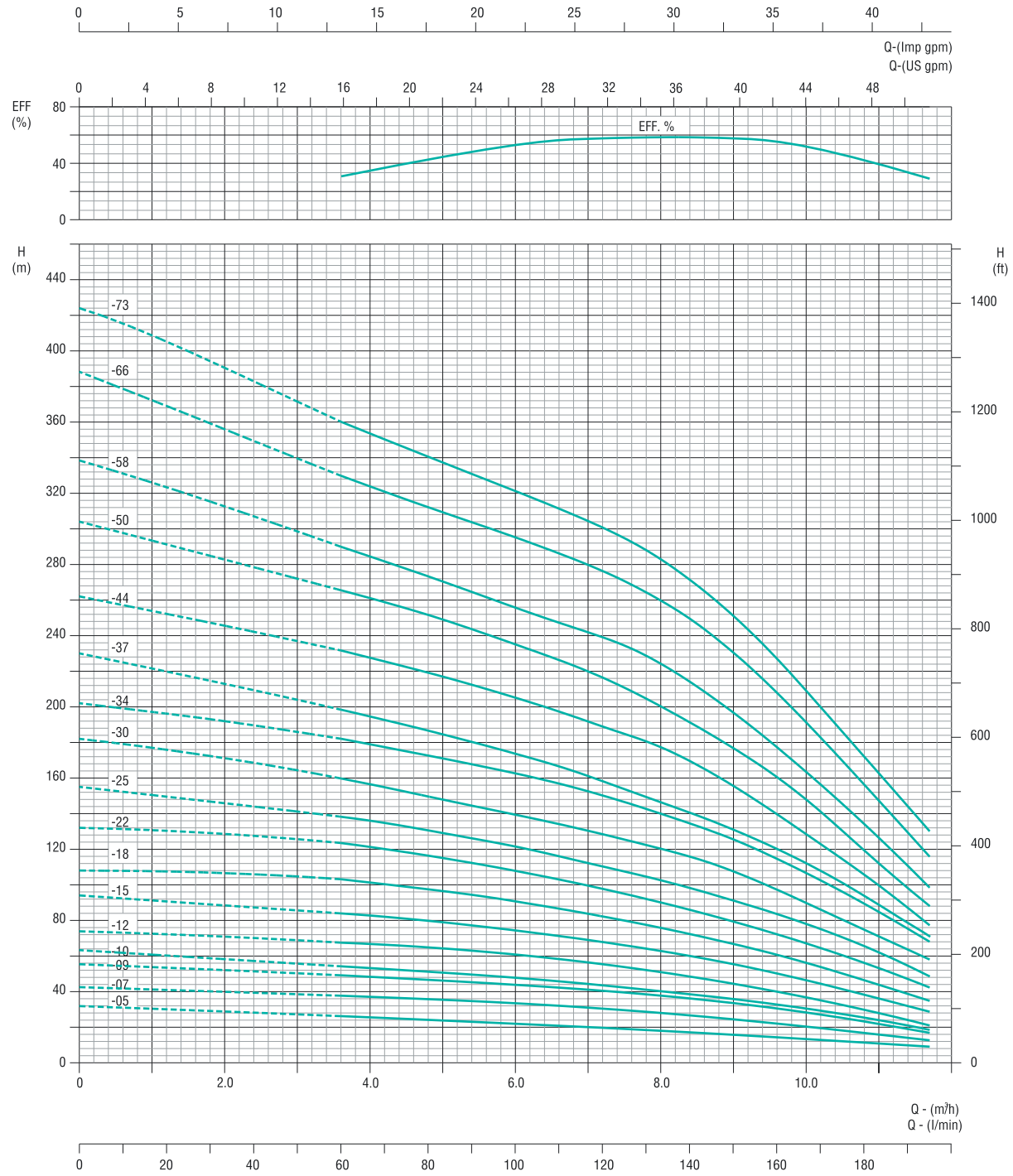

Curve tolerance according to ISO 9906:2012, Grade 3B

PERFORMANCE DATA

TS / TN / 904L SERIES › 4" › 8 m³/h

Model : **TS 100 - 8** Outlet Size : **2"** **2900 rpm**

Pump Model	Power		lpm	0	50	66.6	83.4	100	116.6	133.3	150	166.6	183.3
	kW	HP	m³/h	0	3	4	5	6	7	8	9	10	11
TS 100-8-05	0.75	1	TOTAL DYNAMIC HEAD IN METRES	32	27	25	23.5	22	20	18	16	13.5	11
TS 100-8-07	1.1	1.5		42	38.5	37	35.5	34	31.5	27	24.5	20	16
TS 100-8-09	1.5	2		55	50	48.5	46	44	41.5	37.5	33.5	28	22
TS 100-8-10	1.5	2		63	55	52	50	48	44	40	36	30	24
TS 100-8-12	2.2	3		74	68.5	67	64	61	56	51	44.5	37	27.5
TS 100-8-15	2.2	3		94	85.5	82.5	79	74.8	69	63	55	46.5	36
TS 100-8-18	3	4		108	104.5	101	96	91	84	76	66.5	56	44
TS 100-8-22	4	5.5		132	126	121	115	108	99	90	79	67	54
TS 100-8-25	4	5.5		155	141	136	129	121.5	112	102.5	91	78	62
TS 100-8-30	5.5	7.5		182	164	156	148	139	130	120	107	90	71
TS 100-8-34	5.5	7.5		202	185	179	171	162.5	153	140	126	107	85
TS 100-8-37	5.5	7.5		230	204	195	185	173	162	146	131	113	89
TS 100-8-44	7.5	10		262	237	228	217	205	191	177	156	129	100
TS 100-8-50	7.5	10		304	272	261	249	235	220	200	176	148	112
TS 100-8-58-6	9.3	12.5		339	300	284	270	255	241	225	198	162	127
TS 100-8-66-6	11	15		378	340	323	310	295	280	260	230	190	149
TS 100-8-73-6	11	15		422	370	352	338	320	305	282	250	209	161

* For AISI 316 replace TS with TN : Performance Data remains same.

Nett Weights & Dimensions

Pump Model	Power		Dimensions in mm		Nett Weight (kg)
	kW	HP	D	H	
TS 100-8-05	0.75	1	101	410	4.5
TS 100-8-07	1.1	1.5	101	482	5.6
TS 100-8-09	1.5	2	101	554	6.6
TS 100-8-10	1.5	2	101	590	6.9
TS 100-8-12	2.2	3	101	662	7.6
TS 100-8-15	2.2	3	101	772	9.2
TS 100-8-18	3	4	101	902	10.6
TS 100-8-22	4	5.5	101	1046	12.5
TS 100-8-25	4	5.5	101	1154	13.8
TS 100-8-30	5.5	7.5	101	1334	16
TS 100-8-34	5.5	7.5	101	1478	17.7
TS 100-8-37	5.5	7.5	101	1586	19.5
TS 100-8-44	7.5	10	101	1862	22
TS 100-8-50	7.5	10	101	2102	24.8
TS 100-8-58-6	9.3	12.5	101	2392	31
TS 100-8-66-6	11	15	101	2680	35
TS 100-8-73-6	11	15	101	2956	39

Pump Height(H) and Weight(Kg) are approximate.

All performance data is based on rated input.

PERFORMANCE CURVES

TS / **TN** / **904L** SERIES › **4"** › **14 m³/h**

Model : **TS 100 - 14** Outlet Size : **2"** **2900 rpm**

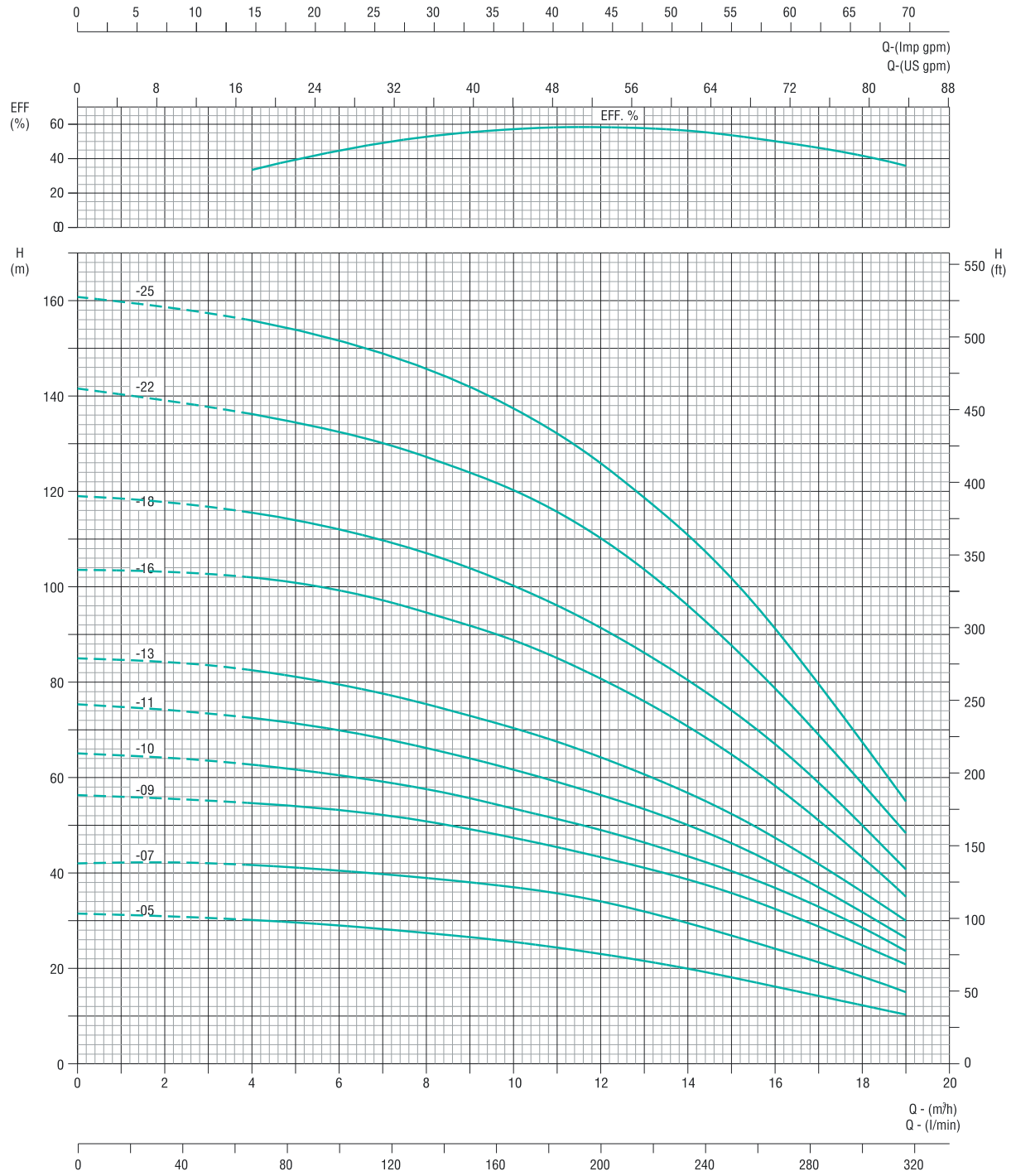

Curve tolerance according to ISO 9906:2012, Grade 3B

PERFORMANCE DATA

TS / TN / 904L SERIES › 4" › 14 m³/h

Model : **TS 100 - 14** Outlet Size : **2"** **2900 rpm**

Pump Model	Power		lpm	0	66.6	100	133.3	166.6	200	233.4	266.4	300
	kW	HP	m³/h	0	4	6	8	10	12	14	16	18
TS 100-14-05	1.5	2	TOTAL DYNAMIC HEAD IN METRES	31	30	29	28	26	23	20	16	12
TS 100-14-07	2.2	3		42	41	40	39	37	33	29	24	15
TS 100-14-09	3	4		56	55	53	51	47	43	38	32	25
TS 100-14-10	3	4		65	63	60	57	54	49	43	37	29
TS 100-14-11	3.7	5		75	72	70	66	62	56	50	42	32
TS 100-14-13	4	5.5		85	83	80	75	70	64	56	47	36
TS 100-14-16	5.5	7.5		104	102	99	95	89	81	71	59	44
TS 100-14-18	5.5	7.5		119	115	112	107	100	91	81	56	50
TS 100-14-22	7.5	10		141	136	132	127	120	111	96	78	58
TS 100-14-25	7.5	10		161	156	152	145	137	125	110	91	68

* For AISI 316 replace TS with TN : Performance Data remains same.

Nett Weights & Dimensions

Pump Model	Power		Dimensions in mm		Nett Weight (kg)
	kW	HP	D	H	
TS100-14-05	1.5	2	101	573	6.50
TS100-14-07	2.2	3	101	703	7.80
TS100-14-09	3	4	101	833	9.10
TS100-14-10	3	4	101	898	9.90
TS100-14-11	3.7	5	101	963	10.80
TS100-14-13	4	5.5	101	1093	12.70
TS100-14-16	5.5	7.5	101	1288	14.80
TS100-14-18	5.5	7.5	101	1418	16.20
TS100-14-22	7.5	10	101	1678	19.00
TS100-14-25	7.5	10	101	1873	21.10

Pump Height(H) and Weight(Kg) are approximate.



All performance data is based on rated input.

CONSTRUCTIONAL DATA

14 - 22 m^3/h

6" › **TS** Series › **Version TS / TN / 904L** › Constructional Data of Radial Flow Pump

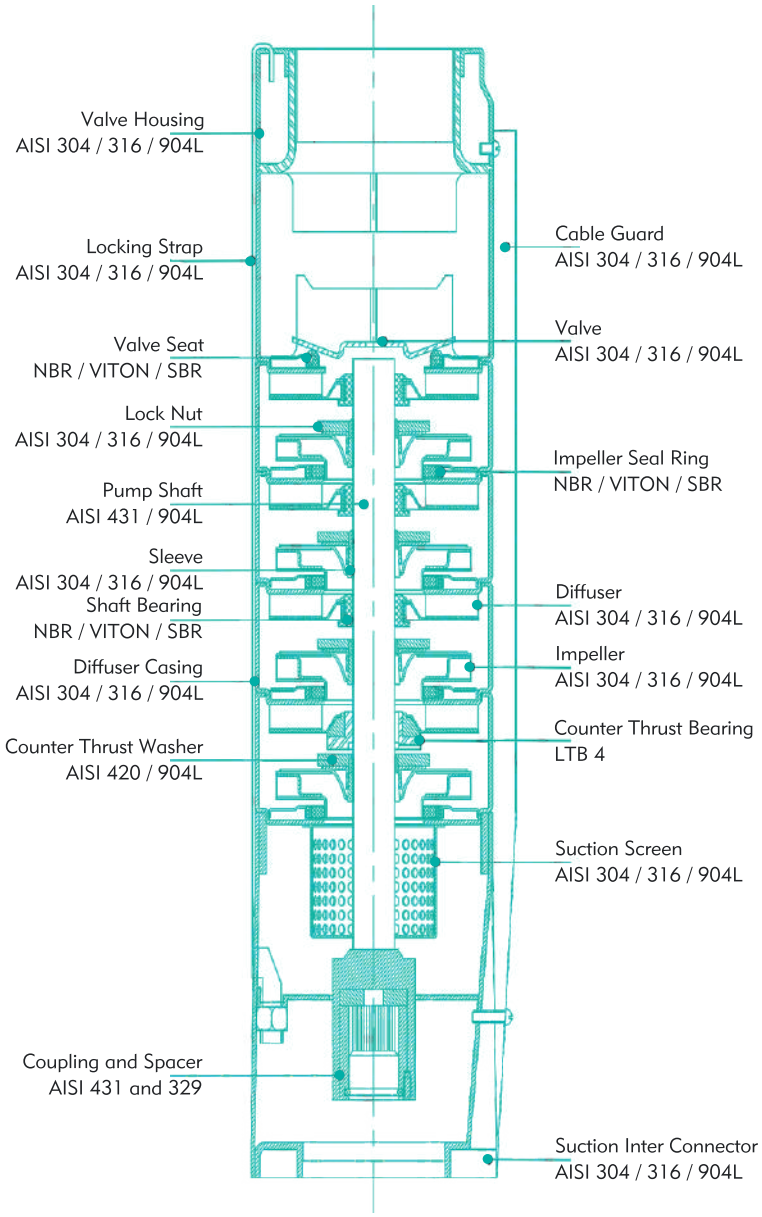

Pump Version - TS = AISI 304 Construction
Pump Version - TN = AISI 316 Construction
Pump Version = AISI / 904L Constuction
NEMA mounting dimensions.

CONSTRUCTIONAL DATA

30 - 60 m^3/h

6" › TS Series › Version TS / TN / 904L › Constructional Data of Semi - Axial Flow Pump

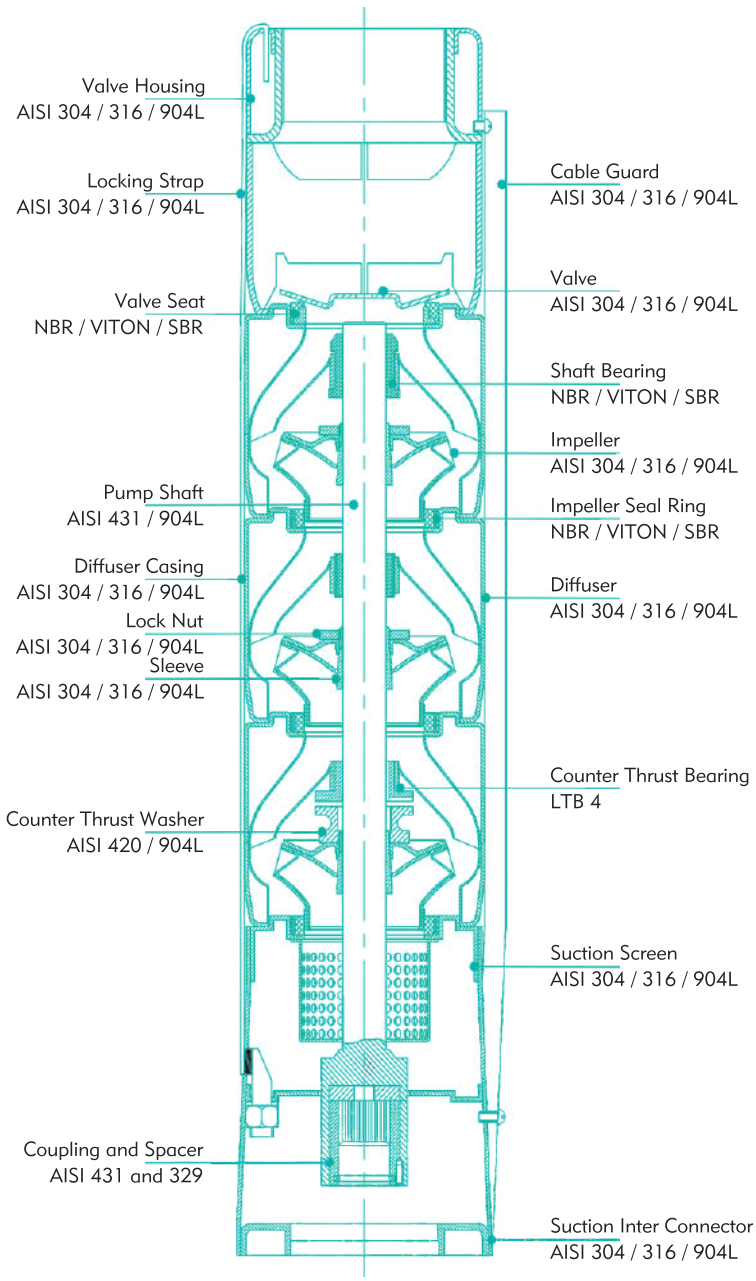

Pump Version - TS = AISI 304 Construction
Pump Version - TN = AISI 316 Construction
Pump Version = AISI / 904L Constuction
NEMA mounting dimensions.

PERFORMANCE CURVES

TS / **TN** / **904L** SERIES › **6"** › **14 m³/h**

Model : **TS 150 - 14** Outlet Size : **2" / 2½"** **2900 rpm**

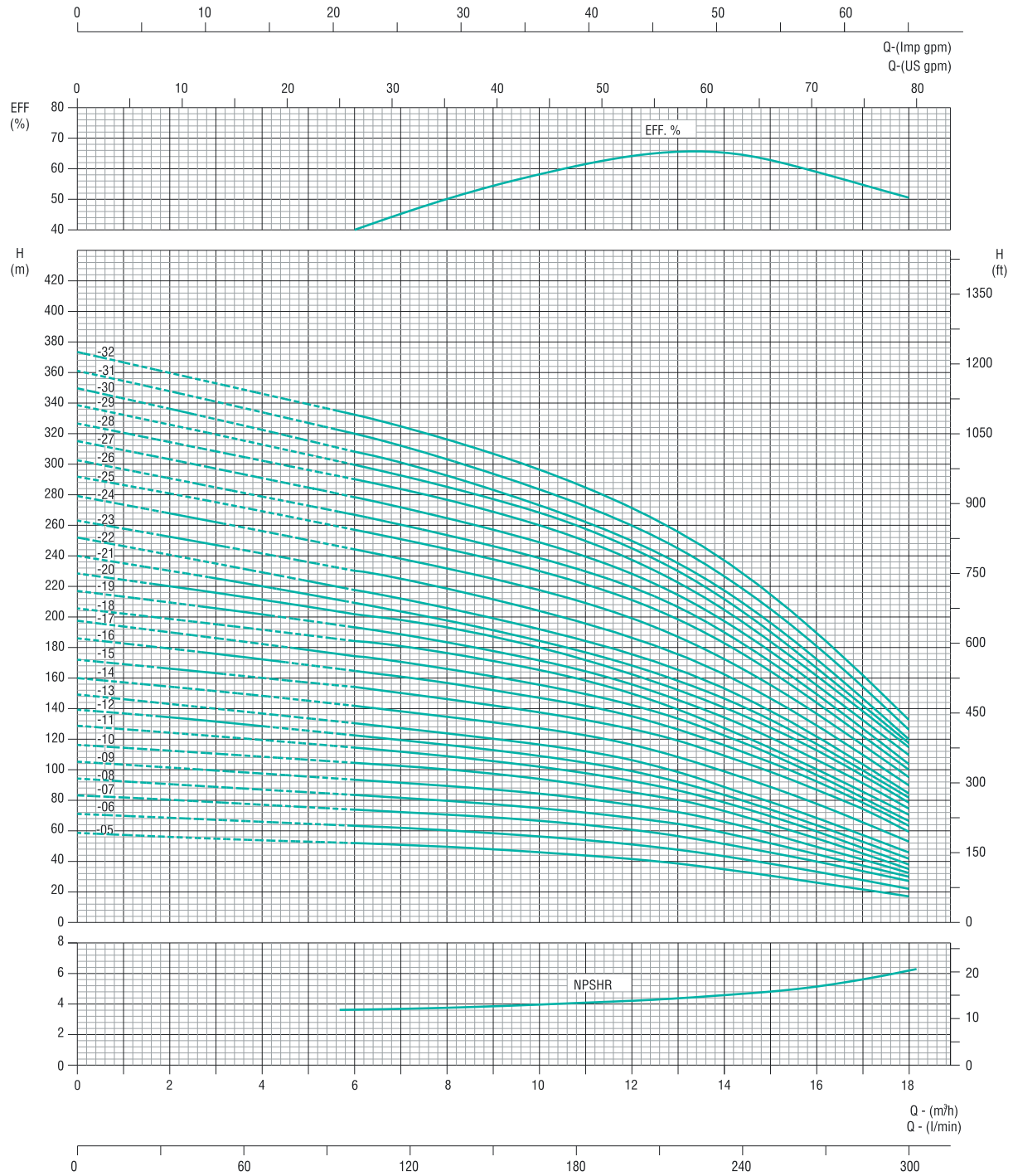

Curve tolerance according to ISO 9906:2012, Grade 3B

PERFORMANCE DATA

TS / TN / 904L SERIES › 6" › 14 m³/h

Model : **TS 150 - 14** Outlet Size : **2" / 2½"** **2900 rpm**

Pump Model	Power		lpm	0	66.6	100	133.3	166.6	200	233.3	266.6	300
	kW	HP	m³/h	0	4	6	8	10	12	14	16	18
TS150-14-05	3	4	TOTAL DYNAMIC HEAD IN METRES	59	54	52	50	46	42	35	26	17
TS150-14-06	3	4		70	66	64	60	56	52	44	33	22
TS150-14-07	3.7	5		82	77	74	71	67	60	52	40	28
TS150-14-08	4	5.5		94	87	84	80	75	68	59	45	31
TS150-14-09	5.5	7.5		104	97	93	90	84	77	66	50	33
TS150-14-10	5.5	7.5		118	108	104	100	94	85	72	56	36
TS150-14-11	5.5	7.5		130	120	115	108	102	92	79	60	38
TS150-14-12	7.5	10		140	128	123	116	109	99	84	64	42
TS150-14-13	7.5	10		150	137	130	124	116	107	88	68	46
TS150-14-14	7.5	10		160	148	142	135	127	116	99	78	53
TS150-14-15	7.5	10		172	160	153	146	137	127	109	87	60
TS150-14-16	9.3	12.5		184	172	164	156	147	135	116	92	64
TS150-14-17	9.3	12.5		196	183	174	166	156	143	123	96	67
TS150-14-18	9.3	12.5		204	192	184	176	166	150	128	100	71
TS150-14-19	9.3	12.5		218	202	189	184	172	156	135	107	75
TS150-14-20	11	15		228	211	202	191	179	163	140	112	79
TS150-14-21	11	15		240	220	209	197	184	168	147	116	83
TS150-14-22	11	15		254	229	219	205	192	176	153	121	86
TS150-14-23	11	15		262	242	232	217	204	186	163	129	90
TS150-14-24	11	15		280	256	244	232	217	199	172	136	96
TS150-14-25	13	17.5		290	269	257	244	230	211	183	144	100
TS150-14-26	13	17.5		302	279	267	254	239	220	190	150	104
TS150-14-27	13	17.5		316	292	278	265	248	228	197	156	110
TS150-14-28	13	17.5		324	302	290	276	260	237	204	161	116
TS150-14-29	13	17.5		338	312	300	285	268	244	212	168	118
TS150-14-30	15	20		350	323	308	292	275	252	218	172	120
TS150-14-31	15	20		360	334	320	304	284	260	227	180	127
TS150-14-32	15	20		374	346	332	316	296	272	236	189	132

* For AISI 316 replace TS with TN : Performance Data remains same.

Nett Weights & Dimensions

Pump Model	Power		Dimensions in mm			Nett Weight (kg)
	kW	HP	D_1	D_2	H	
TS150-14-05	3	4	142	-	489	11.0
TS150-14-06	3	4	142	-	528	11.90
TS150-14-07	3.7	5	142	-	567	12.80
TS150-14-08	4	5.5	142	-	567	13.70
TS150-14-09	5.5	7.5	142	-	606	14.60
TS150-14-10	5.5	7.5	142	147	645	15.50
TS150-14-11	5.5	7.5	142	147	684	16.40
TS150-14-12	7.5	10	142	147	723	17.30
TS150-14-13	7.5	10	142	147	762	18.20
TS150-14-14	7.5	10	142	147	801	19.10
TS150-14-15	7.5	10	142	147	840	20.00
TS150-14-16	9.3	12.5	142	147	879	21.00
TS150-14-17	9.3	12.5	142	147	918	22.00
TS150-14-18	9.3	12.5	142	147	957	23.00
TS150-14-19	9.3	12.5	142	147	996	23.80
TS150-14-20	11	15	142	147	1035	24.50
TS150-14-21	11	15	142	147	1074	25.50
TS150-14-22	11	15	142	147	1113	26.30
TS150-14-23	11	15	142	147	1152	27.20
TS150-14-24	11	15	142	147	1191	28.10
TS150-14-25	13	17.5	142	147	1230	29.00
TS150-14-26	13	17.5	142	147	1269	30.00
TS150-14-27	13	17.5	142	147	1308	30.80
TS150-14-28	13	17.5	142	147	1347	31.70
TS150-14-29	13	17.5	142	147	1386	32.6
TS150-14-30	15	20	142	147	1425	33.50
TS150-14-31	15	20	142	147	1464	34.40
TS150-14-32	15	20	142	147	1503	35.30



Pump Height(H) and Weight(Kg) are approximate.
All performance data is based on rated input.

D1 - Outer diameter of pump-end suitable for D.O.L motors.
D2 - Outer diameter of pump-end suitable for S.D motors.

PERFORMANCE CURVES

TS / **TN** / **904L** SERIES › **6"** › **14 m³/h**

Model : **TS 150 - 14** Outlet Size : **2" / 2½"** **2900 rpm**

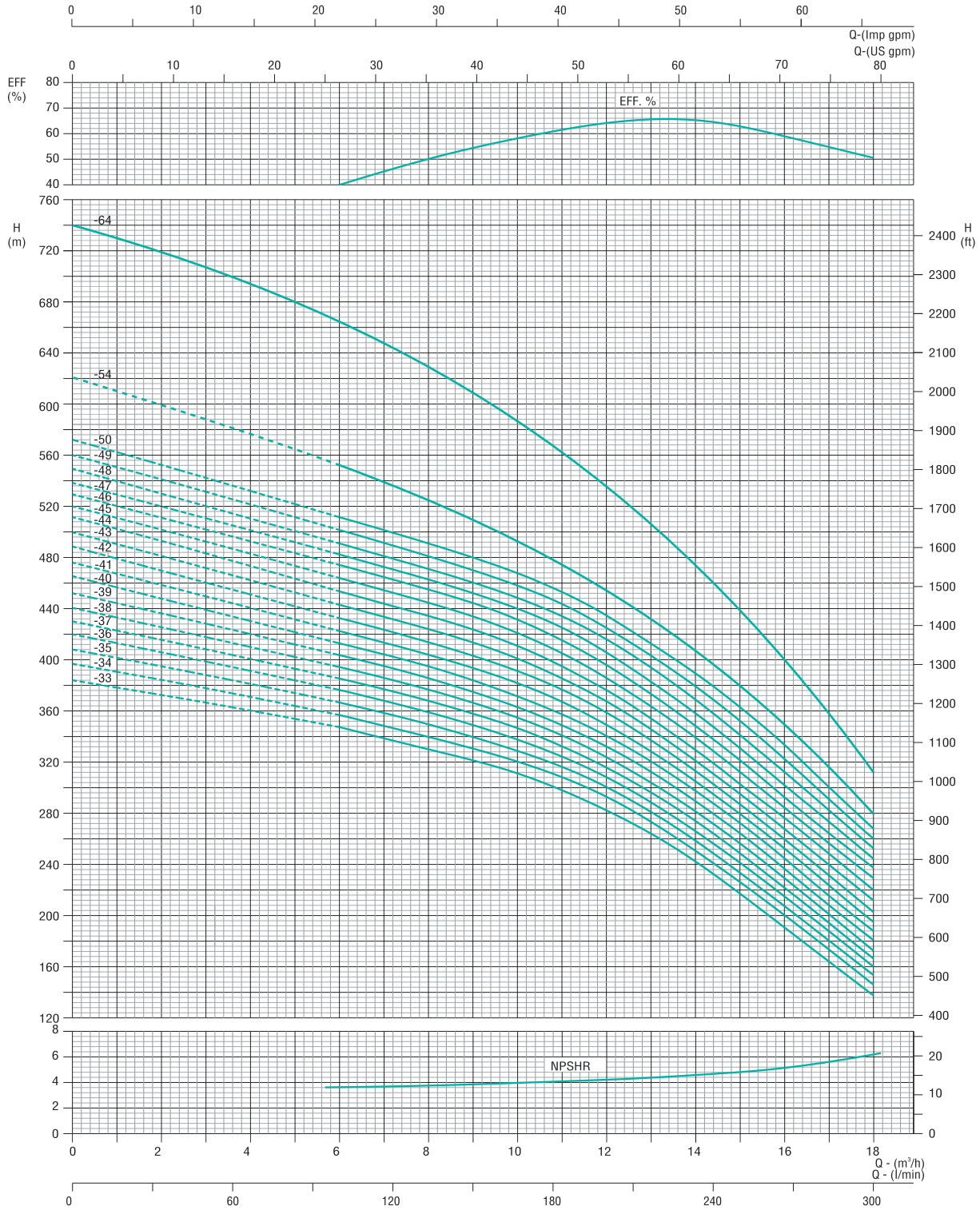

Curve tolerance according to ISO 9906:2012, Grade 3B

PERFORMANCE DATA

TS / TN / 904L SERIES › 6" › 14 m³/h

Model : **TS 150 - 14** Outlet Size : **2" / 2½"** **2900 rpm**

Pump Model	Power		lpm	0	66.6	100	133.3	166.6	200	233.3	266.6	300
	kW	HP	m³/h	0	4	6	8	10	12	14	16	18
TS150-14-33	15	20	TOTAL DYNAMIC HEAD IN METRES	384	350	348	330	310	282	242	192	138
TS150-14-34	18.5	25		396	372	356	340	320	292	251	200	145
TS150-14-35	18.5	25		408	382	367	349	329	300	259	208	154
TS150-14-36	18.5	25		420	392	376	359	337	308	267	216	160
TS150-14-37	18.5	25		430	401	385	368	347	316	275	222	167
TS150-14-38	18.5	25		440	413	395	376	355	324	281	229	172
TS150-14-39	18.5	25		454	420	404	386	363	332	289	237	180
TS150-14-40	18.5	25		464	431	412	395	372	340	298	244	188
TS150-14-41	18.5	25		476	440	422	404	382	348	305	253	195
TS150-14-42	18.5	25		488	451	432	413	391	359	313	260	203
TS150-14-43	22	30		500	462	443	424	400	368	320	268	212
TS150-14-44	22	30		510	473	453	434	411	376	329	276	220
TS150-14-45	22	30		520	483	464	444	420	386	340	284	230
TS150-14-46	22	30		528	492	474	455	432	396	348	292	238
TS150-14-47	22	30		538	501	483	463	440	405	358	302	244
TS150-14-48	22	30		550	511	491	471	448	416	368	312	252
TS150-14-49	22	30		560	522	501	481	458	424	380	322	260
TS150-14-50	22	30		570	532	512	491	468	435	389	333	268
TS150-14-54	26	35		620	576	552	525	494	455	408	350	280
TS150-14-64	37	50		740	690	665	628	585	535	476	400	312

* For AISI 316 replace TS with TN : Performance Data remains same.

Nett Weights & Dimensions

Pump Model	Power		Dimensions in mm			Nett Weight (kg)
	kW	HP	D_1	D_2	H	
TS150-14-33	15	20	142	147	1581	36.50
TS150-14-34	18.5	25	142	147	1620	37.00
TS150-14-35	18.5	25	142	147	1659	38.00
TS150-14-36	18.5	25	142	147	1698	39.00
TS150-14-37	18.5	25	142	147	1737	40.00
TS150-14-38	18.5	25	142	147	1776	40.50
TS150-14-39	18.5	25	142	147	1815	41.50
TS150-14-40	18.5	25	142	147	1854	42.50
TS150-14-41	18.5	25	142	147	1893	43.50
TS150-14-42	18.5	25	142	147	1932	44.50
TS150-14-43	22	30	142	147	1971	45.00
TS150-14-44	22	30	142	147	2010	46.00
TS150-14-45	22	30	142	147	2049	47.00
TS150-14-46	22	30	142	147	2088	48.00
TS150-14-47	22	30	142	147	2127	49.00
TS150-14-48	22	30	142	147	2166	50.00
TS150-14-49	22	30	142	147	2205	50.50
TS150-14-50	22	30	142	147	2244	51.50
TS150-14-54	26	35	142	147	2410	57.50
TS150-14-64	37	50	142	147	2792	70.00



Pump Height(H) and Weight(Kg) are approximate.

D1 - Outer diameter of pump-end suitable for D.O.L motors.
D2 - Outer diameter of pump-end suitable for S.D motors.

All performance data is based on rated input.

PERFORMANCE CURVES

TS / **TN** / **904L** SERIES › **6"** › **17 m³/h**

Model : **TS 150-17** Outlet Size : **2½"/3"**** **2900 rpm**

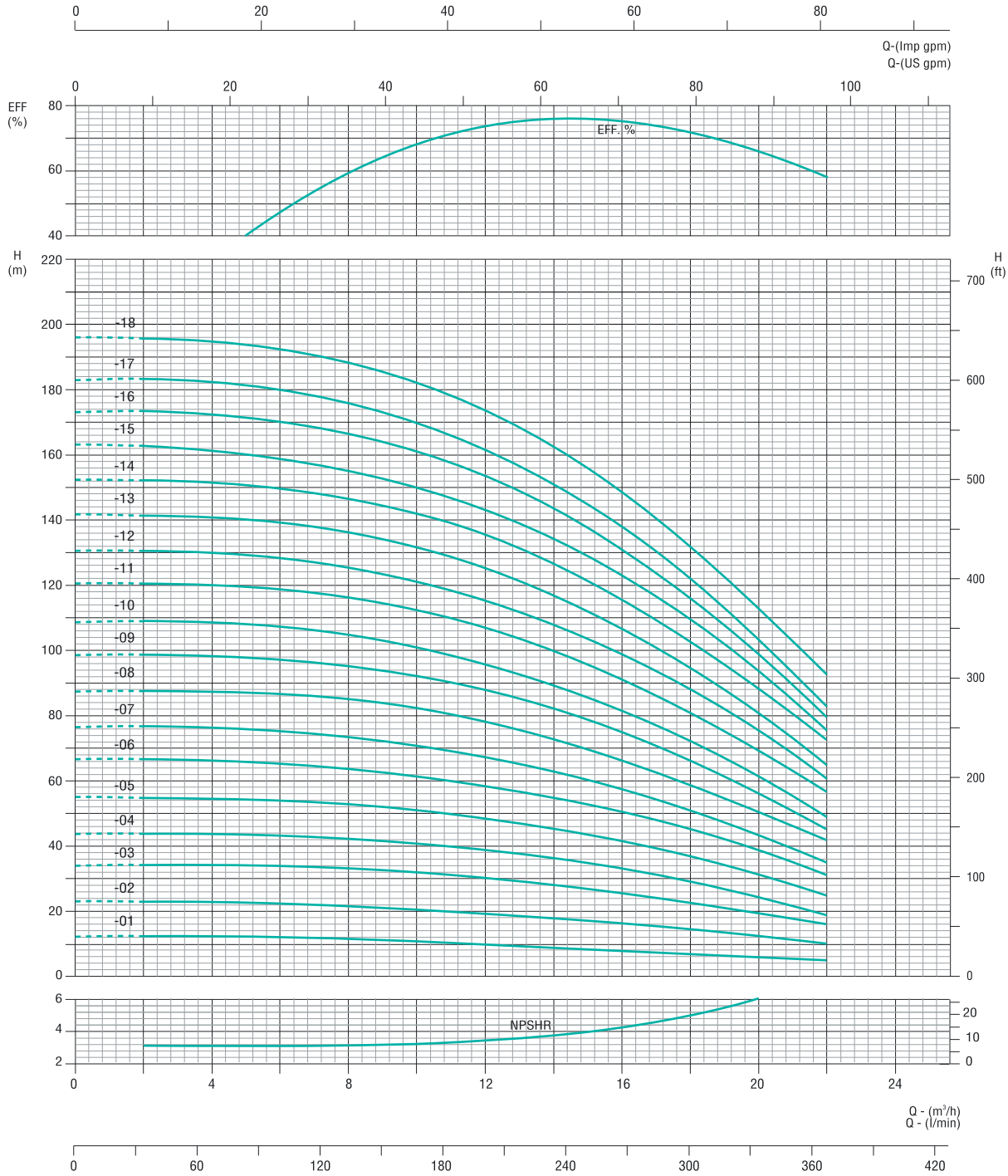

Curve tolerance according to ISO 9906:2012, Grade 3B

PERFORMANCE DATA

TS / TN / 904L SERIES › 6" › 17 m³/h

Model : **TS 150-17** Outlet Size : **2½"/3"**** **2900 rpm**

Pump Model	Power		lpm	0	33	100	183.5	233.4	256.2	333	433.2
	kW	HP	m³/h	0	2	6	10	14	17	20	22
TS150-17-1	0.55	1	TOTAL DYNAMIC HEAD IN METRES	11	11	11	10	8	6	5	4
TS150-17-2	1.1	1.5		22	22	21	19	17	14	11	9
TS150-17-3	2.2	3		33	33	33	30	27	23	18	15
TS150-17-4	2.2	3		43	43	43	40	35	30	24	18
TS150-17-5	3	4		54	54	53	50	44	38	30	24
TS150-17-6	4	5.5		66	66	64	60	53	47	37	30
TS150-17-7	4	5.5		76	76	75	70	62	53	43	34
TS150-17-8	5.5	7.5		87	87	86	81	72	62	50	41
TS150-17-9	5.5	7.5		98	98	97	91	81	70	56	45
TS150-17-10	5.5	7.5		108	108	107	101	88	77	61	49
TS150-17-11	7.5	10		120	120	118	112	99	86	70	56
TS150-17-12	7.5	10		130	130	128	121	108	93	75	60
TS150-17-13	7.5	10		141	140	139	131	116	100	81	64
TS150-17-14	9.2	12.5		152	152	150	142	126	110	88	71
TS150-17-15	9.2	12.5		163	163	161	151	134	116	94	75
TS150-17-16	9.2	12.5		173	173	171	161	143	123	99	79
TS150-17-17	9.2	12.5		183	183	180	170	150	130	104	82
TS150-17-18	11	15		196	195	193	182	162	140	113	92

* For AISI 316 replace TS with TN : Performance Data remains same.

Nett Weights & Dimensions

Pump Model	Power		Dimensions in mm			Nett Weight (kg)
	kW	HP	D_1	D_2	H	
TS150-17-1	0.55	1	95	65	726	5.5
TS150-17-2	1.1	1.5	95	65	731	7.3
TS150-17-3	2.2	3	95	65	831	7.1
TS150-17-4	2.2	3	95	65	891	9.1
TS150-17-5	3	4	95	65	1061	10
TS150-17-6	4	5.5	95	65	1201	11
TS150-17-7	4	5.5	95	65	1261	13
TS150-17-8	5.5	7.5	95	65	1421	14
TS150-17-9	5.5	7.5	139	65	1481	16
TS150-17-10	5.5	7.5	139	65	1541	17
TS150-17-11	7.5	10	139	65	1701	19
TS150-17-12	7.5	10	139	65	1761	21
TS150-17-13	7.5	10	139	65	1821	22
TS150-17-14	9.2	12.5	139	65	1721	23.5
TS150-17-15	9.2	12.5	139	65	1781	24.5
TS150-17-16	9.2	12.5	139	65	1847	25.5
TS150-17-17	9.2	12.5	139	65	1907	26.5
TS150-17-18	11	15	139	65	1997	27.5



Pump Height(H) and Weight(Kg) are approximate.

D1 - Outer diameter of pump-end suitable for D.O.L motors.
D2 - Outer diameter of pump-end suitable for S.D motors.

All performance data is based on rated input.

PERFORMANCE CURVES

TS / **TN** / **904L** SERIES › **6"** › **17 m³/h**

Model : **TS 150-17** Outlet Size : **2½"/3"**** **2900 rpm**

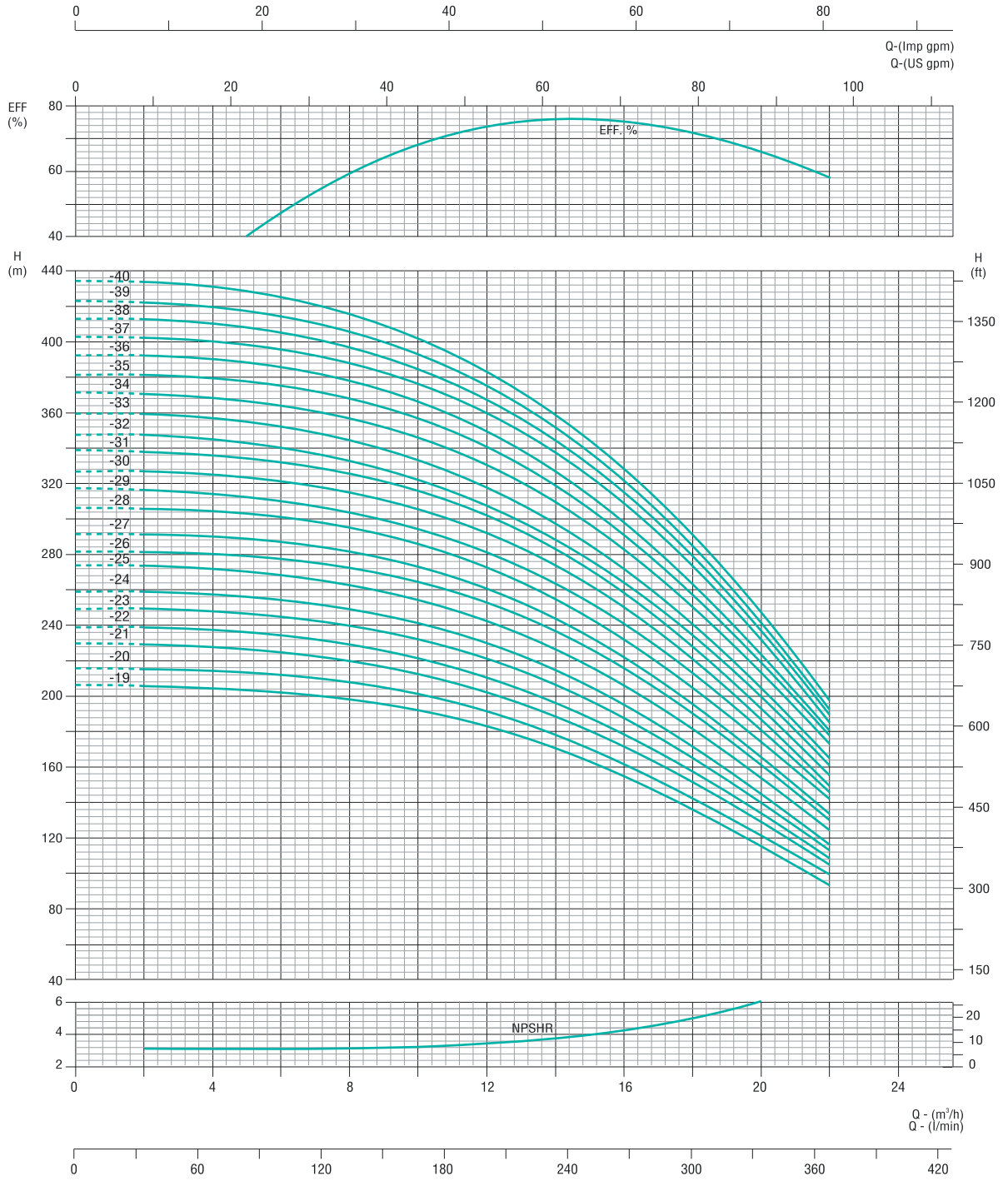

Curve tolerance according to ISO 9906:2012, Grade 3B

PERFORMANCE DATA

TS / TN / 904L SERIES › 6" › 17 m³/h

Model : **TS 150-17** Outlet Size : **2½"/3"**** **2900 rpm**

Pump Model	Power		lpm	0	33	100	183.5	233.4	256.2	333	433.2
	kW	HP	m³/h	0	2	6	10	14	17	20	22
TS150-17-19	11	15	TOTAL DYNAMIC HEAD IN METRES	206	205	203	192	169	146	117	94
TS150-17-20	11	15		215	214	212	201	178	153	123	97
TS150-17-21	13	17.5		229	227	224	213	189	165	133	107
TS150-17-22	13	17.5		239	239	235	223	197	171	137	110
TS150-17-23	13	17.5		249	249	244	233	205	178	143	113
TS150-17-24	13	17.5		259	260	255	242	213	184	147	116
TS150-17-25	15	20		272	272	269	253	224	195	157	126
TS150-17-26	15	20		281	281	278	263	233	203	162	131
TS150-17-27	15	20		292	291	288	272	242	208	167	134
TS150-17-28	18.5	25		306	304	301	286	255	223	179	146
TS150-17-29	18.5	25		316	315	311	295	263	230	184	148
TS150-17-30	18.5	25		327	326	321	306	272	236	191	151
TS150-17-31	18.5	25		338	337	332	314	280	243	196	157
TS150-17-32	18.5	25		347	346	341	324	289	251	201	161
TS150-17-33	18.5	25		358	357	352	334	296	257	206	166
TS150-17-34	22	30		371	369	367	347	308	269	215	175
TS150-17-35	22	30		380	379	377	357	317	274	220	178
TS150-17-36	22	30		391	390	387	366	325	281	225	181
TS150-17-37	22	30		401	400	396	374	339	288	233	185
TS150-17-38	22	30		411	409	406	385	341	295	237	188
TS150-17-39	22	30		422	420	416	393	349	301	243	191
TS150-17-40	22	30		433	432	427	403	358	308	246	198

* For AISI 316 replace TS with TN : Performance Data remains same.

Nett Weights & Dimensions

Pump Model	Power		Dimensions in mm			Nett Weight (kg)
	kW	HP	D_1	D_2	H	
TS150-17-19	11	15	139	65	2057	29.5
TS150-17-20	11	15	139	65	2117	31.5
TS150-17-21	13	17.5	139	65	2207	33.5
TS150-17-22	13	17.5	139	65	2267	34.5
TS150-17-23	13	17.5	139	65	2327	35.5
TS150-17-24	13	17.5	139	65	2387	37.5
TS150-17-25	15	20	139	65	2482	38.5
TS150-17-26	15	20	139	65	2542	39.5
TS150-17-27	15	20	139	65	2602	41.5
TS150-17-28	18.5	25	139	65	2717	43
TS150-17-29	18.5	25	139	65	2777	44
TS150-17-30	18.5	25	139	65	2837	45
TS150-17-31	18.5	25	139	65	2897	47
TS150-17-32	18.5	25	139	65	2957	48
TS150-17-33	18.5	25	139	65	3017	50
TS150-17-34	22	30	139	65	3137	51
TS150-17-35	22	30	139	65	3197	52
TS150-17-36	22	30	139	65	3257	54
TS150-17-37	22	30	139	65	3317	55
TS150-17-38	22	30	139	65	3377	56
TS150-17-39	22	30	139	65	3437	58
TS150-17-40	22	30	139	65	3497	59



Pump Height(H) and Weight(Kg) are approximate.

D1 - Outer diameter of pump-end suitable for D.O.L motors.
D2 - Outer diameter of pump-end suitable for S.D motors.

All performance data is based on rated input.

PERFORMANCE CURVES

TS / **TN** / **904L** SERIES › **6"** › **17 m³/h**

Model : **TS 150-17** Outlet Size : **2½"/3"**** **2900 rpm**

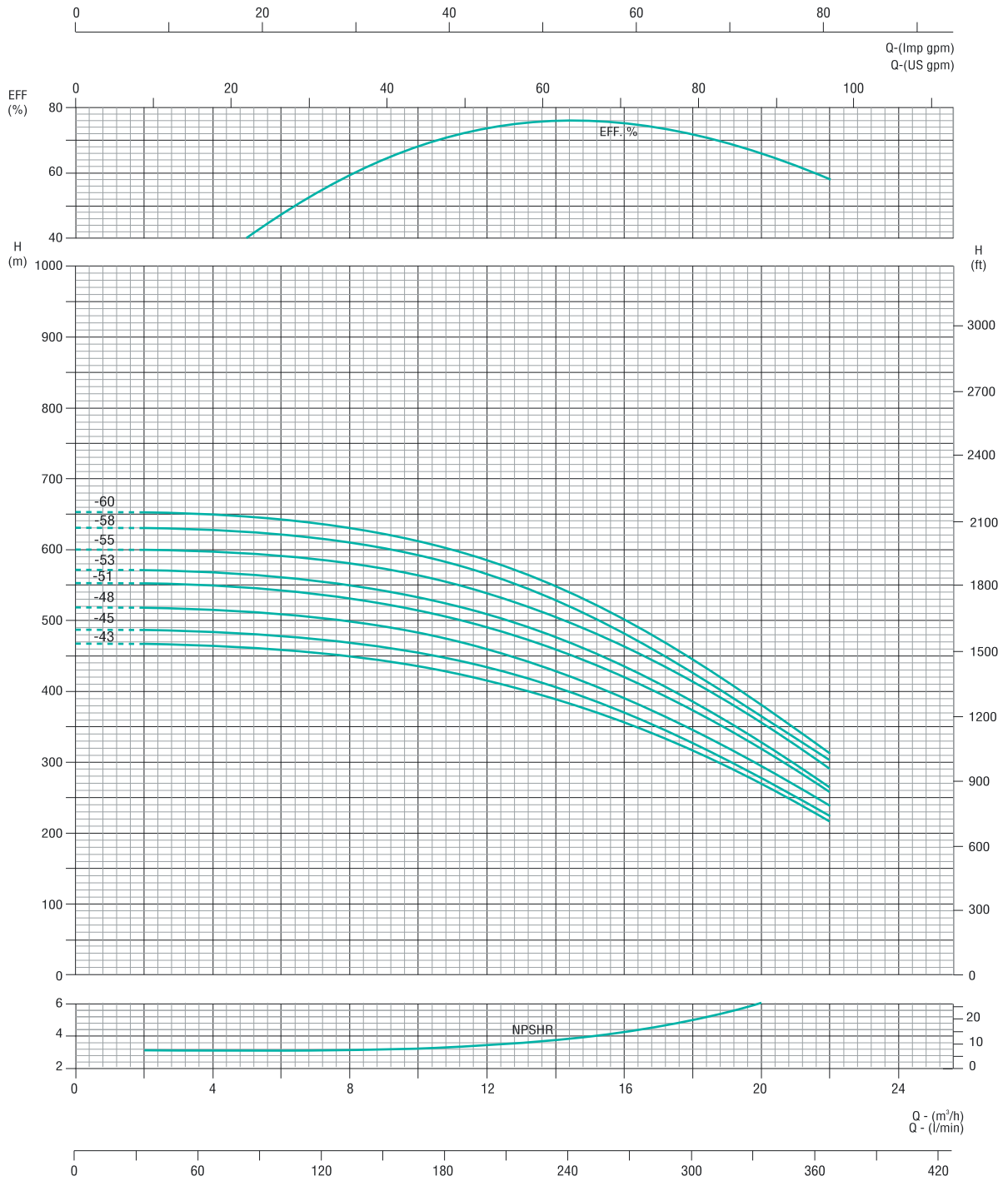

Curve tolerance according to ISO 9906:2012, Grade 3B

PERFORMANCE DATA

TS / TN / 904L SERIES › 6" › 17 m³/h

Model : **TS 150-17** Outlet Size : **2½"/3"**** **2900 rpm**

Pump Model	Power		lpm	0	33	100	183.5	233.4	256.2	333	433.2
	kW	HP	m³/h	0	2	6	10	14	17	20	22
TS150-17-43	26	35	TOTAL DYNAMIC HEAD IN METRES	467	466	461	437	388	338	272	217
TS150-17-45	26	35		487	486	481	456	405	349	281	226
TS150-17-48	26	35		518	517	511	484	427	369	298	238
TS150-17-51	30	40		551	550	543	514	456	398	320	256
TS150-17-53	30	40		570	569	563	534	474	408	330	263
TS150-17-55	37	50		599	598	592	563	502	437	358	289
TS150-17-58	37	50		631	630	622	592	527	458	362	302
TS150-17-60	37	50		651	650	652	611	544	474	386	310

* For AISI 316 replace TS with TN : Performance Data remains same.

Nett Weights & Dimensions

Pump Model	Power		Dimensions in mm			Nett Weight (kg)
	kW	HP	D_1	D_2	H	
TS150-17-43	26	35	139	65	4089	94.5
TS150-17-45	26	35	139	65	4209	97.5
TS150-17-48	26	35	139	65	4389	103.5
TS150-17-51	30	40	139	65	4639	108.5
TS150-17-53	30	40	139	65	4759	111.5
TS150-17-55	37	50	144	65	5247	114
TS150-17-58	37	50	144	65	5427	120
TS150-17-60	37	50	144	65	5547	123



Pump Height(H) and Weight(Kg) are approximate.

All performance data is based on rated input.

D1 - Outer diameter of pump-end suitable for D.O.L motors.
D2 - Outer diameter of pump-end suitable for S.D motors.

PERFORMANCE CURVES

TS / **TN** / **904L** SERIES › **6"** › **18 m³/h**

Model : **TS 150 - 18** Outlet Size : **2½"** **2900 rpm**

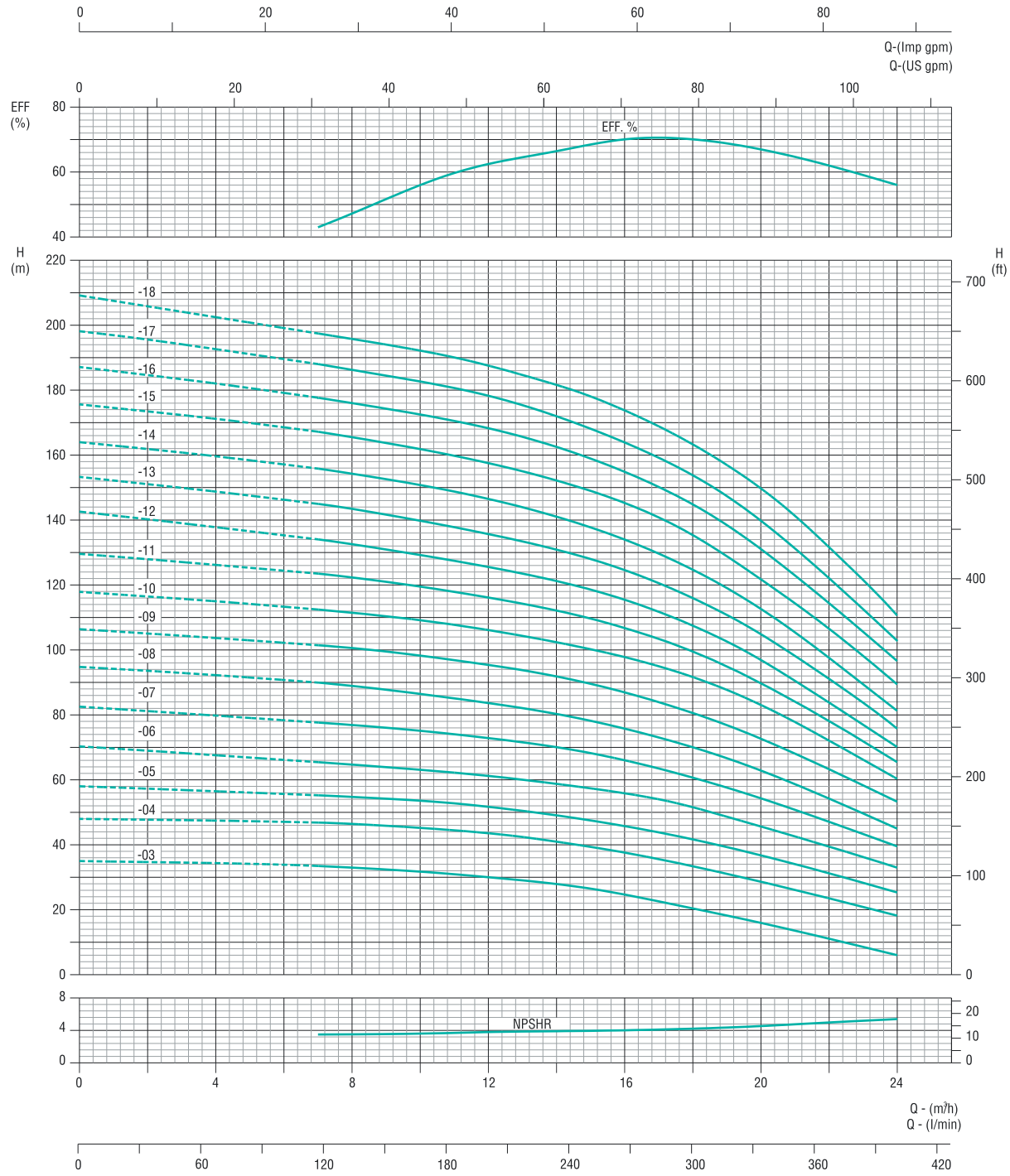

Curve tolerance according to ISO 9906:2012, Grade 3B

PERFORMANCE DATA

TS / TN / 904L SERIES › 6" › 18 m³/h

Model : **TS 150 - 18** Outlet Size : **2½"** **2900 rpm**

Pump Model	Power		lpm	0	100	133.3	166.6	200	233.3	266.6	300	333.3	366.6	400
	kW	HP	m³/h	0	6	8	10	12	14	16	18	20	22	24
TS150-18-03	2.2	3	TOTAL DYNAMIC HEAD IN METRES	35	34	33	32	30	28	25	20	16	11	6
TS150-18-04	3	4		48	47	46	45	44	41	38	33.5	29	24	18
TS150-18-05	4	5.5		58	56	55	54	52	49	46	42	37	31	25.5
TS150-18-06	4	5.5		70	66	65	63	61	59	56	52	46	40	33
TS150-18-07	5.5	7.5		82	78	77	75	73	70	66	61	54	47	40
TS150-18-08	5.5	7.5		95	91	89	86	84	80	76	70	63	54	45
TS150-18-09	7.5	10		106	102	100	98	96	92	87	80	72.5	63	54
TS150-18-10	7.5	10		118	103	111.5	109	106	102	98	92	83	72	60
TS150-18-11	9.3	12.5		130	125	122	119	116	112	107	100	90	78	66
TS150-18-12	9.3	12.5		142	135.5	133	130	126	122	116	108	97	84	70
TS150-18-13	9.3	12.5		152	146	144	140	136	131	124	116	105	91	76
TS150-18-14	9.3	12.5		164	157	154	151	146.5	141	134	124	112	98	82
TS150-18-15	11	15		175	169	166	162	158	152	145.5	136	122	114	90
TS150-18-16	11	15		188	179	176	172	168	162	155	145	131	104	97
TS150-18-17	13	17.5		198	190	186	183	178	172	164	154	140	122	103
TS150-18-18	13	17.5		209	199	196	192	188	182	174	164	150	132	111

* For AISI 316 replace TS with TN : Performance Data remains same.

Nett Weights & Dimensions

Pump Model	Power		Dimensions in mm			Nett Weight (kg)
	kW	HP	D_1	D_2	H	
TS150-18-03	2.2	3	143	-	422	8.40
TS150-18-04	3	4	143	-	468	9.40
TS150-18-05	4	5.5	143	-	512	10.30
TS150-18-06	4	5.5	143	-	556	11.30
TS150-18-07	5.5	7.5	143	-	600	12.20
TS150-18-08	5.5	7.5	143	147	644	13.20
TS150-18-09	7.5	10	143	147	688	14.10
TS150-18-10	7.5	10	143	147	732	15.50
TS150-18-11	9.3	12.5	143	147	776	16.60
TS150-18-12	9.3	12.5	143	147	820	17.60
TS150-18-13	9.3	12.5	143	147	864	18.60
TS150-18-14	9.3	12.5	143	147	908	19.70
TS150-18-15	11	15	143	147	952	20.70
TS150-18-16	11	15	143	147	996	21.80
TS150-18-17	13	17.5	143	147	1040	22.80
TS150-18-18	13	17.5	143	147	1084	24.00

Pump Height(H) and Weight(Kg) are approximate.

D1 - Outer diameter of pump-end suitable for D.O.L motors.
D2 - Outer diameter of pump-end suitable for S.D motors.



All performance data is based on rated input.

PERFORMANCE CURVES

TS / **TN** / **904L** SERIES › **6"** › **18 m³/h**

Model : **TS 150 - 18** Outlet Size : **2½"** **2900 rpm**

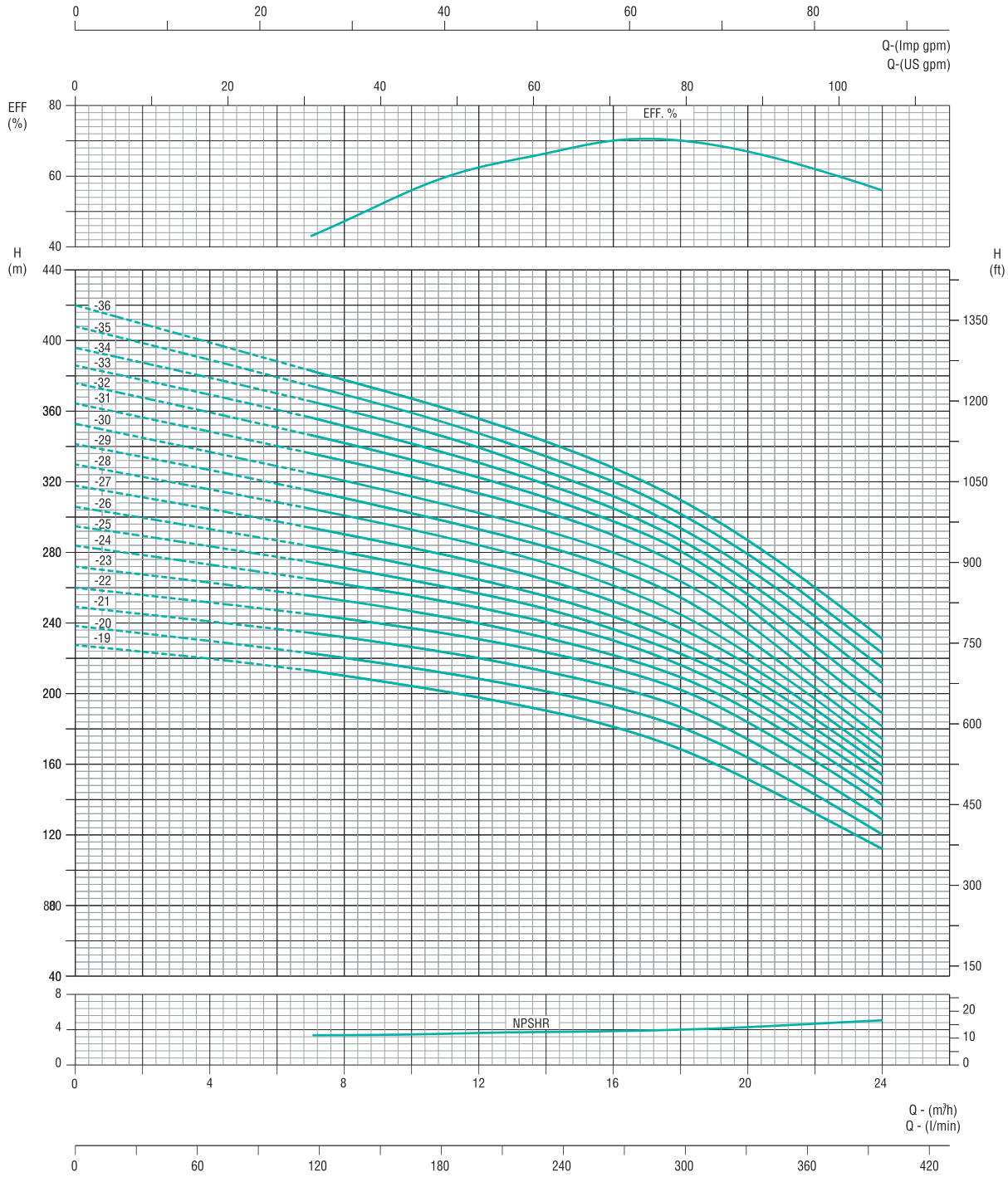

Curve tolerance according to ISO 9906:2012, Grade 3B

PERFORMANCE DATA

TS / TN / 904L SERIES › 6" › 18 m³/h

Model : **TS 150 - 18** Outlet Size : **2½"** **2900 rpm**

Pump Model	Power		lpm	0	100	133.3	166.6	200	233.3	266.6	300	333.3	366.6	400
	kW	HP	m³/h	0	6	8	10	12	14	16	18	20	22	24
TS150-18-19	13	17.5	TOTAL DYNAMIC HEAD IN METRES	226	216	210	204	198	190	180	168	152	133	113
TS150-18-20	15	20		238	225	220	215	208	201	192	180	164	144	120
TS150-18-21	15	20		250	236	232	227	220	212	204	192	174	152	129
TS150-18-22	15	20		260	248	242	237	232	224	215	202	184	162	137
TS150-18-23	18.5	25		274	258	252	247	240	232	222	209	191	168	143
TS150-18-24	18.5	25		284	268	262	256	248	240	230	216	197	175	149
TS150-18-25	18.5	25		296	278	271	264	256	248	236	223	204	180	154
TS150-18-26	18.5	25		304	287	280	272	264	256	244	228	210	185	159
TS150-18-27	18.5	25		316	298	290	283	274	264	252	237	216	191	164
TS150-18-28	18.5	25		330	308	301	292	284	274	261	244	223	197	168
TS150-18-29	18.5	25		340	319	311	302	292	284	272	255	231	204	175
TS150-18-30	18.5	25		354	329	320	312	303	292	280	264	240	210	182
TS150-18-31	22	30		364	340	332	323	313	303	290	272	248	219	188
TS150-18-32	22	30		376	351	342	332	323	312	298	280	256	227	198
TS150-18-33	26	35		384	361	352	342	331	320	305	287	264	236	207
TS150-18-34	26	35		396	370	361	351	340	326	312	294	271	244	215
TS150-18-35	26	35		408	379	370	359	348	336	320	302	279	252	223
TS150-18-36	26	35		420	388	377	368	356	343	328	309	287	260	231

* For AISI 316 replace TS with TN : Performance Data remains same.

Nett Weights & Dimensions

Pump Model	Power		Dimensions in mm			Nett Weight (kg)
	kW	HP	D_1	D_2	H	
TS150-18-19	13	17.5	143	147	1128	25.00
TS150-18-20	15	20	143	147	1172	26.00
TS150-18-21	15	20	143	147	1216	27.00
TS150-18-22	15	20	143	147	1260	28.00
TS150-18-23	18.5	25	143	147	1304	29.00
TS150-18-24	18.5	25	143	147	1348	30.00
TS150-18-25	18.5	25	143	147	1392	31.00
TS150-18-26	18.5	25	143	147	1436	32.50
TS150-18-27	18.5	25	143	147	1480	33.50
TS150-18-28	18.5	25	143	147	1524	34.50
TS150-18-29	18.5	25	143	147	1568	35.50
TS150-18-30	18.5	25	143	147	1612	36.50
TS150-18-31	22	30	143	147	1656	37.50
TS150-18-32	22	30	143	147	1700	38.50
TS150-18-33	26	35	143	147	1744	39.50
TS150-18-34	26	35	143	147	1788	41.00
TS150-18-35	26	35	143	147	1832	42.00
TS150-18-36	26	35	143	147	1876	43.00



Pump Height(H) and Weight(Kg) are approximate.

D1 - Outer diameter of pump-end suitable for D.O.L motors.
D2 - Outer diameter of pump-end suitable for S.D motors.

All performance data is based on rated input.

PERFORMANCE CURVES

TS / **TN** / **904L** SERIES › **6"** › **18 m³/h**

Model : **TS 150 - 18** Outlet Size : **2½"** **2900 rpm**

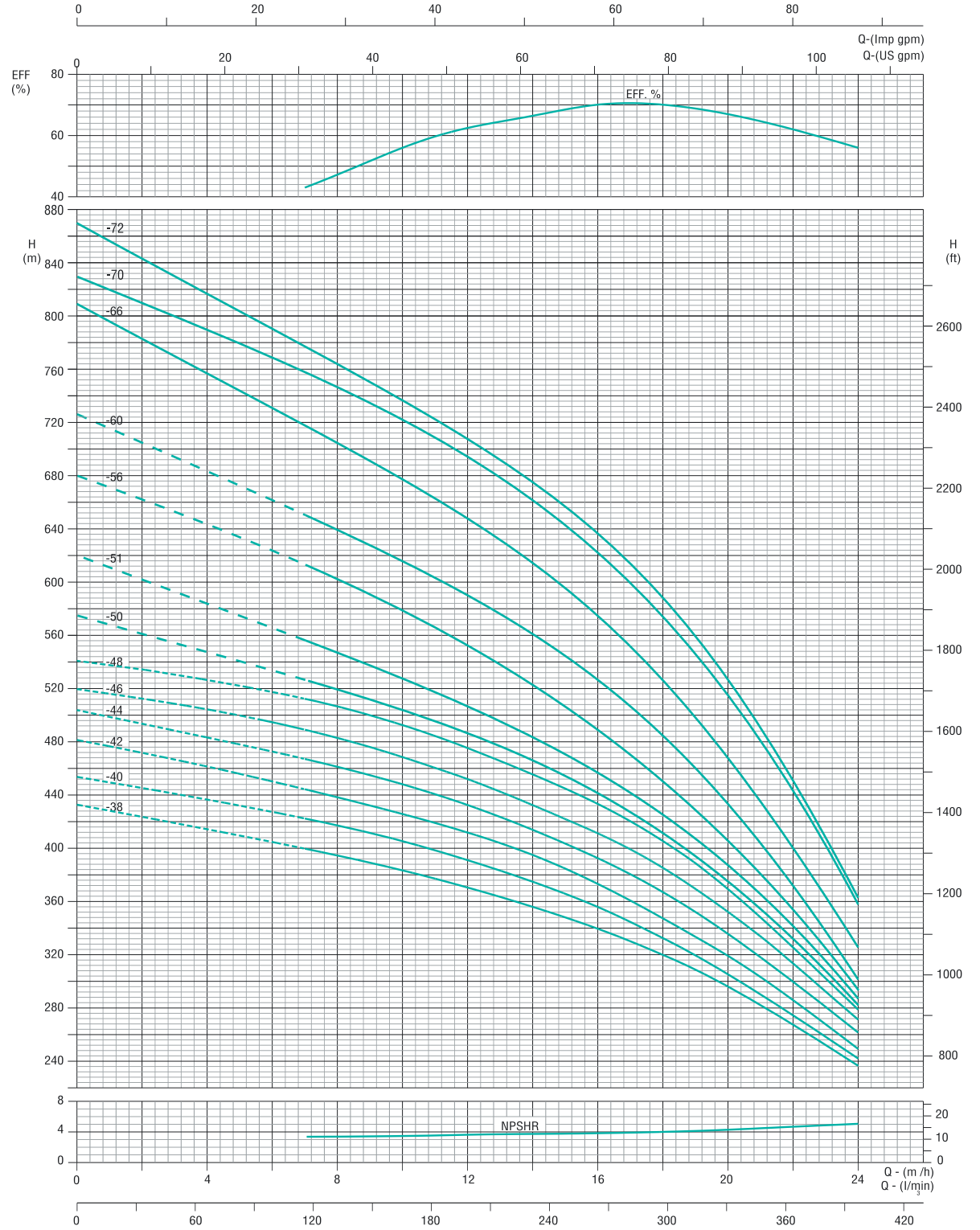

Curve tolerance according to ISO 9906:2012, Grade 3B

PERFORMANCE DATA

TS / TN / 904L SERIES › 6" › 18 m³/h

Model : **TS 150 - 18** Outlet Size : **2½"** **2900 rpm**

Pump Model	Power		lpm	0	100	133.3	166.6	200	233.3	266.6	300	333.6	366.6	400
	kW	HP	m³/h	0	6	8	10	12	14	16	18	20	22	24
TS 150-18-38	26	35	TOTAL DYNAMIC HEAD IN METRES	432	404	395	384	370	356	340	320	296	268	236
TS 150-18-40	26	35		453	427	416	405	391	375	356	332	305	274	244
TS 150-18-42	30	40		481	450	438	425	412	395	370	348	320	286	249
TS 150-18-44	30	40		504	472	460	448	432	413	392	367	336	300	262
TS 150-18-46	30	40		520	495	482	468	452	432	411	386	352	312	272
TS 150-18-48	37	50		541	517	506	492	475	456	433	405	368	324	279
TS 150-18-50	37	50		575	533	519	503	485	465	441	412	376	330	282
TS 150-18-51	37	50		620	567	547	525	506	482	457	426	387	340	287
TS 150-18-56	45	60		680	623	601	577	552	523	490	452	406	353	293
TS 150-18-60	45	60		726	662	639	614	590	560	527	485	434	373	301
TS 150-18-66	45	60		809	730	705	678	652	615	578	525	472	398	325
TS 150-18-70	45	60		830	770	745	720	690	660	620	578	513	438	355
TS 150-18-72	45	60		870	790	764	738	708	675	638	590	528	448	363

* For AISI 316 replace TS with TN : Performance Data remains same.

Nett Weights & Dimensions

Pump Model	Power		Dimensions in mm			Nett Weight (kg)
	kW	HP	D_1	D_2	H	
TS150-18-38	22	30	143	147	1964	45.00
TS150-18-40	26	35	143	147	2052	47.00
TS150-18-42	30	40	143	147	2140	49.00
TS150-18-44	30	40	143	147	2228	51.00
TS150-18-46	30	40	143	147	2316	53.50
TS150-18-48	30	40	143	147	2404	55.50
TS150-18-50	30	40	143	147	2560	61.00
TS150-18-51	37	50	143	147	2600	62.50
TS150-18-56	45	60	143	147	2820	65.00
TS150-18-60	45	60	143	147	3000	69.5
TS150-18-66	45	60	143	147	3263	76.00
TS 150-18-70	45	60	143	65	3440	80
TS 150-18-72	45	60	143	65	3540	83



Pump Height(H) and Weight(Kg) are approximate.

All performance data is based on rated input.

D1 - Outer diameter of pump-end suitable for D.O.L motors.
D2 - Outer diameter of pump-end suitable for S.D motors.

PERFORMANCE CURVES

TS / **TN** / **904L** SERIES › **6"** › **22 m³/h**

Model : **TS 150 - 22** Outlet Size : **2½" / 3"** **2900 rpm**

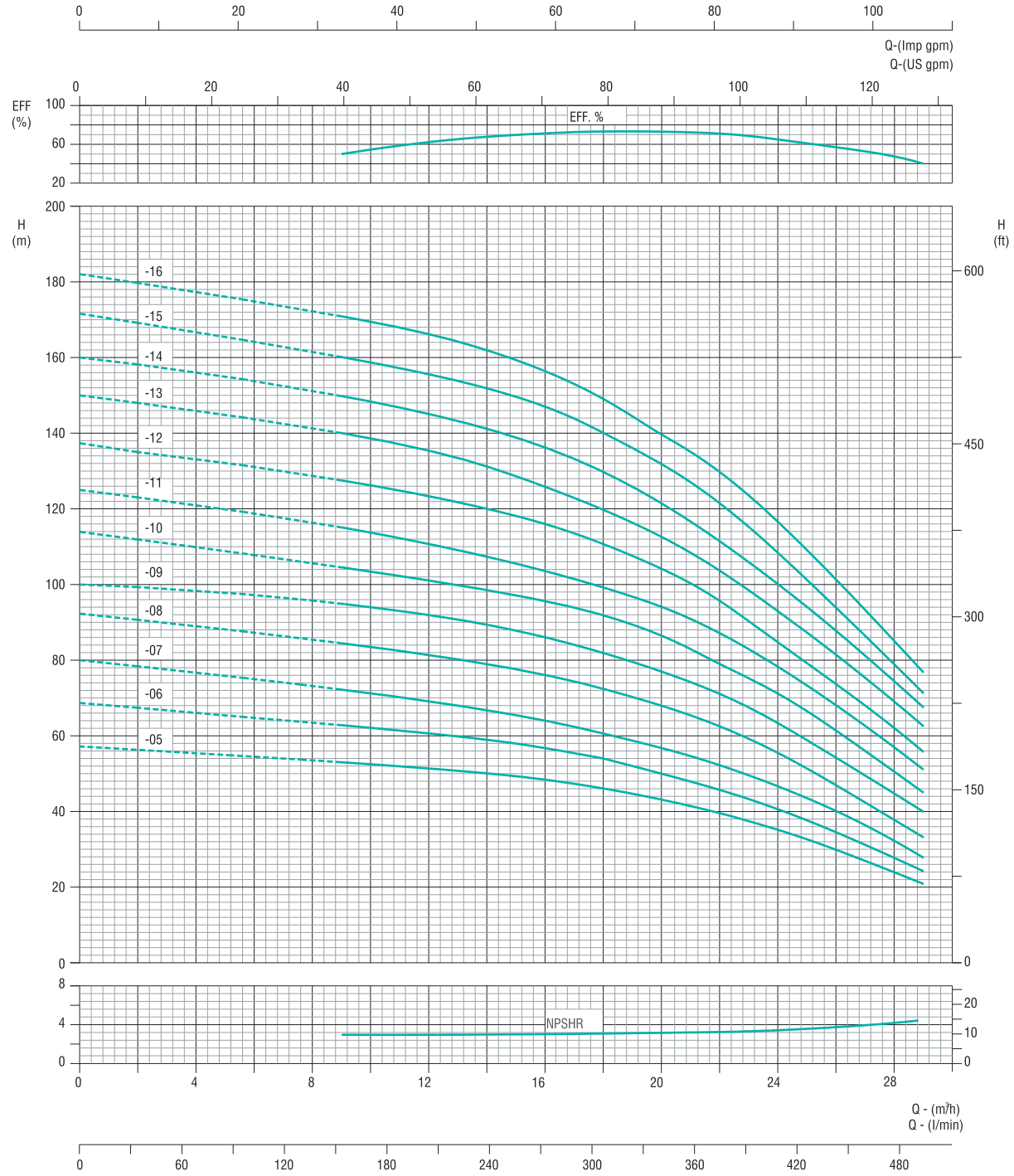

Curve tolerance according to ISO 9906:2012, Grade 3B

PERFORMANCE DATA

TS / TN / 904L SERIES › 6" › 22 m³/h

Model : **TS 150 - 22** Outlet Size : **2½" / 3"** **2900 rpm**

Pump Model	Power		lpm	0	166.6	200	233.3	266.6	300	333.3	366.6	400	433.3	466.6
	kW	HP	m³/h	0	10	12	14	16	18	20	22	24	26	28
TS150-22-05	4	5.5	TOTAL DYNAMIC HEAD IN METRES	57	52	50	49	48	46	43	40	35	30	24
TS150-22-06	5.5	7.5		69	62	60	58	56	54	49	45	41	35	27
TS150-22-07	7.5	10		80	71	69	66	64	60	57	52	47	40	32
TS150-22-08	7.5	10		92	84	81	78	76	72	68	62	55	47	38
TS150-22-09	9.3	12.5		100	94	91	89	86	82	77	71	64	55	45
TS150-22-10	9.3	12.5		114	104	101	98	95	92	86	79	71	61	50
TS150-22-11	9.3	12.5		125	114	110	107	104	100	95	87	78	68	57
TS150-22-12	11	15		137	126	123	120	116	110	105	95	85	74	62
TS150-22-13	11	15		150	139	135	131	125	120	113	104	94	81	69
TS150-22-14	13	17.5		160	148	145	141	136	130	121	111	100	88	75
TS150-22-15	13	17.5		171	159	155	152	147	140	131	121	109	95	80
TS150-22-16	13	17.5		182	169	166	162	156	150	140	130	116	101	85

* For AISI 316 replace TS with TN : Performance Data remains same.

Nett Weights & Dimensions

Pump Model	Power		Dimensions in mm			Nett Weight (kg)
	kW	HP	D_1	D_2	H	
TS150-22-05	4	5.5	142	-	527	10.60
TS150-22-06	5.5	7.5	142	-	574	12.00
TS150-22-07	7.5	10	142	147	621	13.00
TS150-22-08	7.5	10	142	147	668	14.00
TS150-22-09	9.3	12.5	142	147	715	15.00
TS150-22-10	9.3	12.5	142	147	762	16.20
TS150-22-11	9.3	12.5	142	147	809	17.30
TS150-22-12	11	15	142	147	856	18.30
TS150-22-13	11	15	142	147	903	19.40
TS150-22-14	13	17.5	142	147	950	20.50
TS150-22-15	13	17.5	142	147	997	21.60
TS150-22-16	13	17.5	142	147	1044	22.70

Pump Height(H) and Weight(Kg) are approximate.

D1 - Outer diameter of pump-end suitable for D.O.L motors.
D2 - Outer diameter of pump-end suitable for S.D motors.

All performance data is based on rated input.

PERFORMANCE CURVES

TS / **TN** / **904L** SERIES › **6"** › **22 m³/h**

Model : **TS 150 - 22** Outlet Size : **2½" / 3"** **2900 rpm**

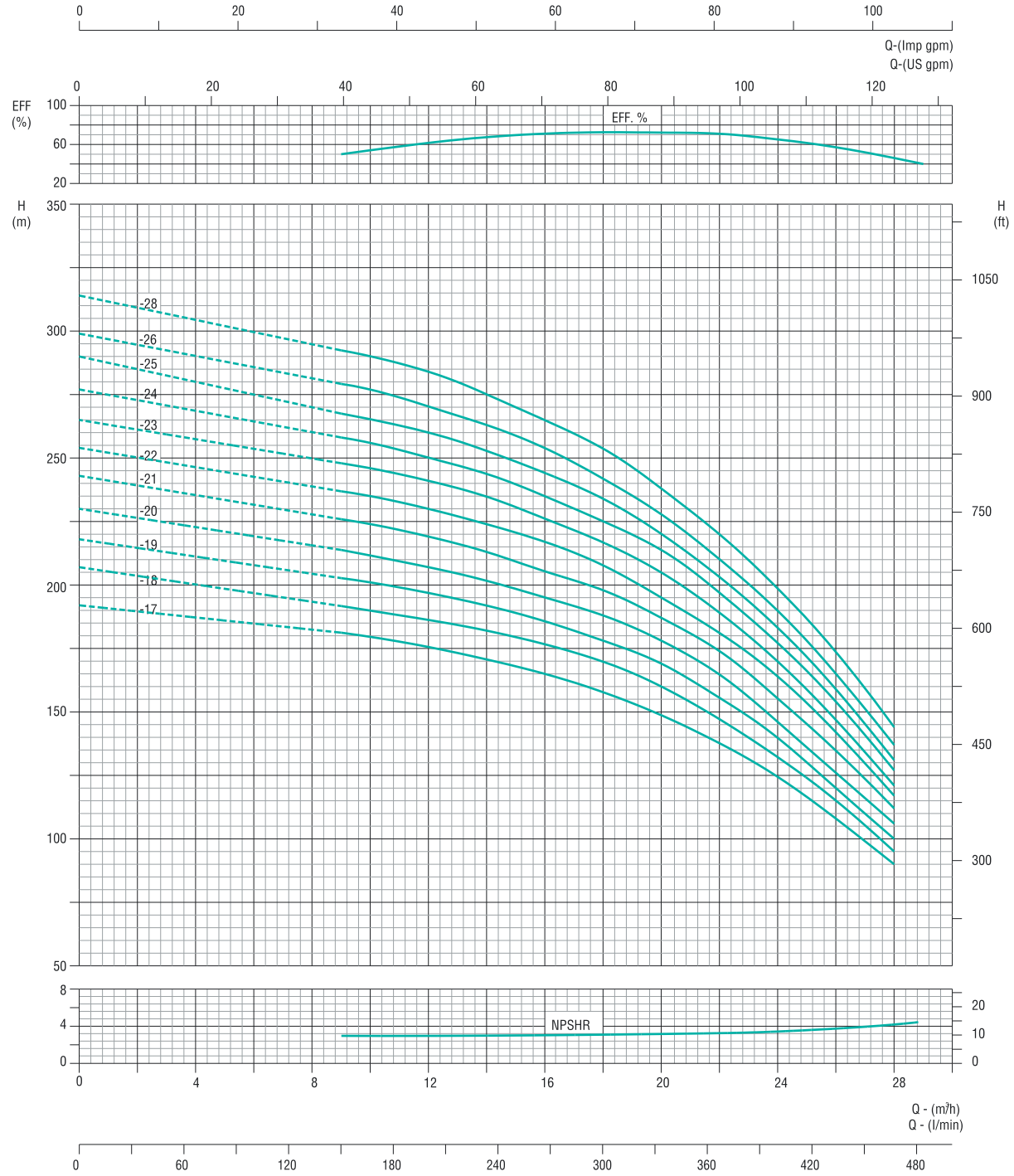

Curve tolerance according to ISO 9906:2012, Grade 3B

PERFORMANCE DATA

TS / TN / 904L SERIES › 6" › 22 m³/h

Model : **TS 150 - 22** Outlet Size : **2½" / 3"** **2900 rpm**

Pump Model	Power		lpm	0	166.6	200	233.3	266.6	300	333.3	366.6	400	433.3	466.6
	kW	HP	m³/h	0	10	12	14	16	18	20	22	24	26	28
TS150-22-17	13	17.5	TOTAL DYNAMIC HEAD IN METRES	192	180	175	171	165	158	149	138	125	108	90
TS150-22-18	15	20		207	190	186	182	176	170	160	147	132	115	95
TS150-22-19	15	20		218	201	196	192	185	178	169	155	140	120	100
TS150-22-20	18.5	25		230	212	207	202	195	188	178	165	146	126	106
TS150-22-21	18.5	25		243	224	219	213	205	198	187	174	155	135	112
TS150-22-22	18.5	25		254	235	230	224	217	208	195	181	164	142	117
TS150-22-23	18.5	25		265	246	241	235	226	217	205	189	170	147	121
TS150-22-24	22	30		277	256	250	244	235	225	214	197	177	154	127
TS150-22-25	22	30		290	265	260	253	244	234	220	203	183	159	131
TS150-22-26	22	30		299	277	270	263	254	242	228	210	190	165	137
TS150-22-28	26	35		314	290	284	275	265	254	238	220	199	174	144

* For AISI 316 replace TS with TN : Performance Data remains same.

Nett Weights & Dimensions

Pump Model	Power		Dimensions in mm			Nett Weight (kg)
	kW	HP	D_1	D_2	H	
TS150-22-17	13	17.5	142	147	1091	24.00
TS150-22-18	15	20	142	147	1138	25.00
TS150-22-19	15	20	142	147	1185	26.00
TS150-22-20	18.5	25	142	147	1232	27.30
TS150-22-21	18.5	25	142	147	1279	28.50
TS150-22-22	18.5	25	142	147	1326	29.30
TS150-22-23	18.5	25	142	147	1373	30.50
TS150-22-24	22	30	142	147	1420	31.70
TS150-22-25	22	30	142	147	1467	33.00
TS150-22-26	22	30	142	147	1514	34.00
TS150-22-28	26	35	142	147	1608	35.90

Pump Height(H) and Weight(Kg) are approximate.

D1 - Outer diameter of pump-end suitable for D.O.L motors.
D2 - Outer diameter of pump-end suitable for S.D motors.



All performance data is based on rated input.

PERFORMANCE CURVES

TS / **TN** / **904L** SERIES › **6"** › **22 m³/h**

Model : **TS 150 - 22** Outlet Size : **2½" / 3"** **2900 rpm**

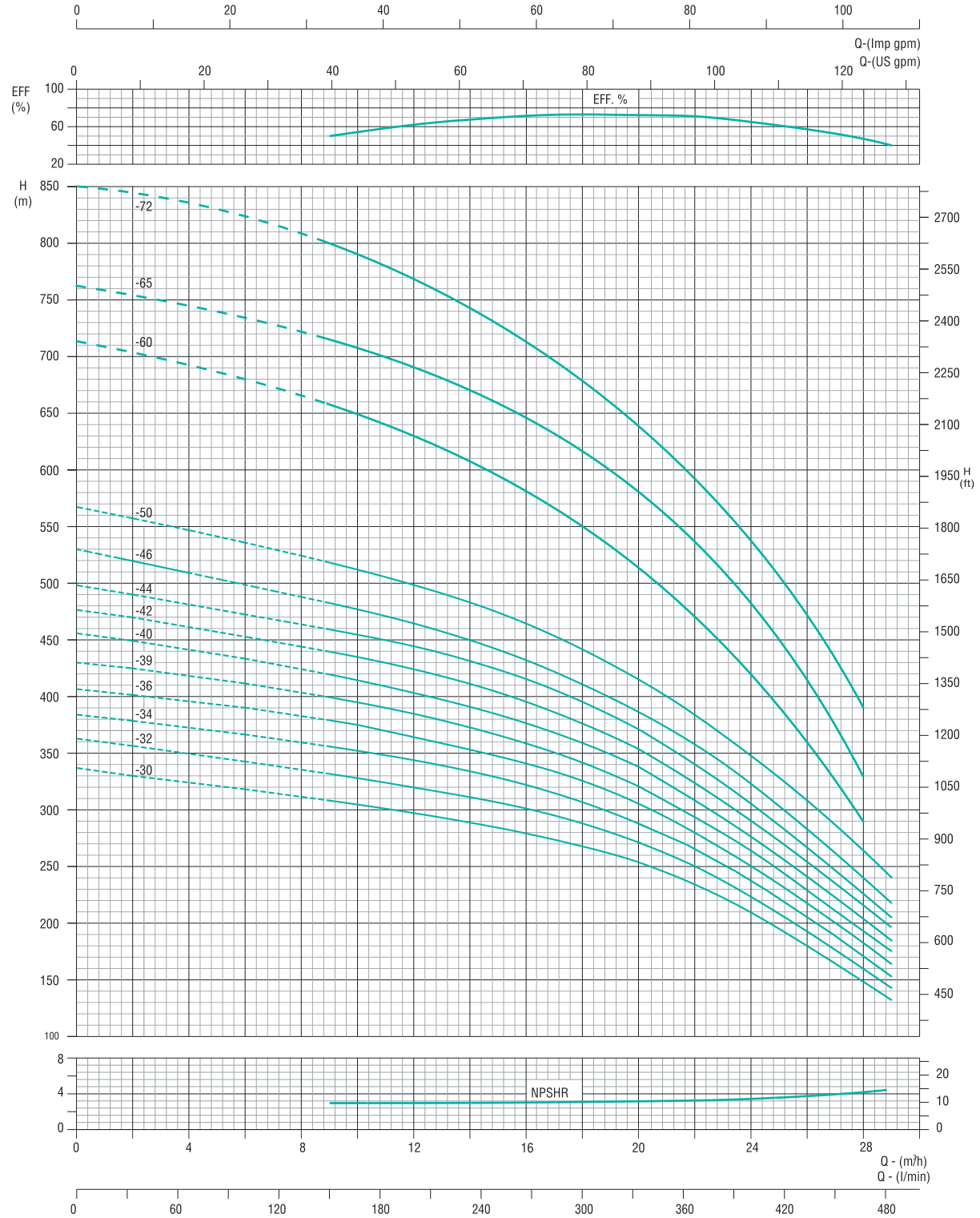

Curve tolerance according to ISO 9906:2012, Grade 3B

PERFORMANCE DATA

TS / TN / 904L SERIES › 6" › 22 m³/h

Model : **TS 150 - 22** Outlet Size : **2½" / 3"** **2900 rpm**

Pump Model	Power		lpm	0	166.6	200	233.3	266.6	300	333.3	366.6	400	433.3	466.6
	kW	HP	m³/h	0	10	12	14	16	18	20	22	24	26	28
TS150-22-30	26	35	TOTAL DYNAMIC HEAD IN METRES	338	305	298	290	280	269	253	234	210	180	149
TS150-22-32	26	35		362	329	320	310	300	289	270	250	222	192	160
TS150-22-34	26	35		382	351	344	333	321	308	289	267	238	205	170
TS150-22-36	30	40		406	375	364	352	340	326	305	280	250	218	181
TS150-22-38	30	40		430	395	385	372	360	341	320	293	263	230	192
TS150-22-40	37	50		455	414	402	390	378	360	339	309	277	240	203
TS150-22-42	37	50		476	434	423	410	397	378	352	323	290	253	216
TS150-22-44	37	50		498	454	444	430	415	397	370	340	305	268	228
TS150-22-46	37	50		530	477	465	450	432	410	386	359	322	280	240
TS150-22-50	45	60		568	511	499	482	464	440	415	383	349	309	263
TS150-22-60	45	60		714	650	630	606	581	552	518	472	416	358	290
TS150-22-65-8	55	75		762	708	690	668	645	618	583	538	480	411	330
TS150-22-72-8	55	75		850	790	765	740	710	680	642	595	535	465	390

* For AISI 316 replace TS with TN : Performance Data remains same.

Nett Weights & Dimensions

Pump Model	Power		Dimensions in mm			Nett Weight (kg)
	kW	HP	D_1	D_2	H	
TS150-22-30	26	35	142	147	1702	38.00
TS150-22-32	26	35	142	147	1769	40.50
TS150-22-34	26	35	142	147	1890	42.50
TS150-22-36	30	40	142	147	1984	45.00
TS150-22-38	30	40	142	147	2078	47.00
TS150-22-40	37	50	142	147	2172	49.00
TS150-22-42	37	50	142	147	2266	51.50
TS150-22-44	37	50	142	147	2360	53.50
TS150-22-46	37	50	142	147	2454	56.00
TS150-22-50	45	60	142	147	2642	60.00
TS150-22-60	45	60	142	147	3210	85.00
TS150-22-65-8	55	75	142	147	3450	91.00
TS150-22-72-8	55	75	142	147	3780	99.00



Pump Height(H) and Weight(Kg) are approximate.

D1 - Outer diameter of pump-end suitable for D.O.L motors.
D2 - Outer diameter of pump-end suitable for S.D motors.

All performance data is based on rated input.

PERFORMANCE CURVES

TS / **TN** / **904L** SERIES › **6"** › **30 m³/h**

Model : **TS 150 - 30** Outlet Size : **3"** **2900 rpm**

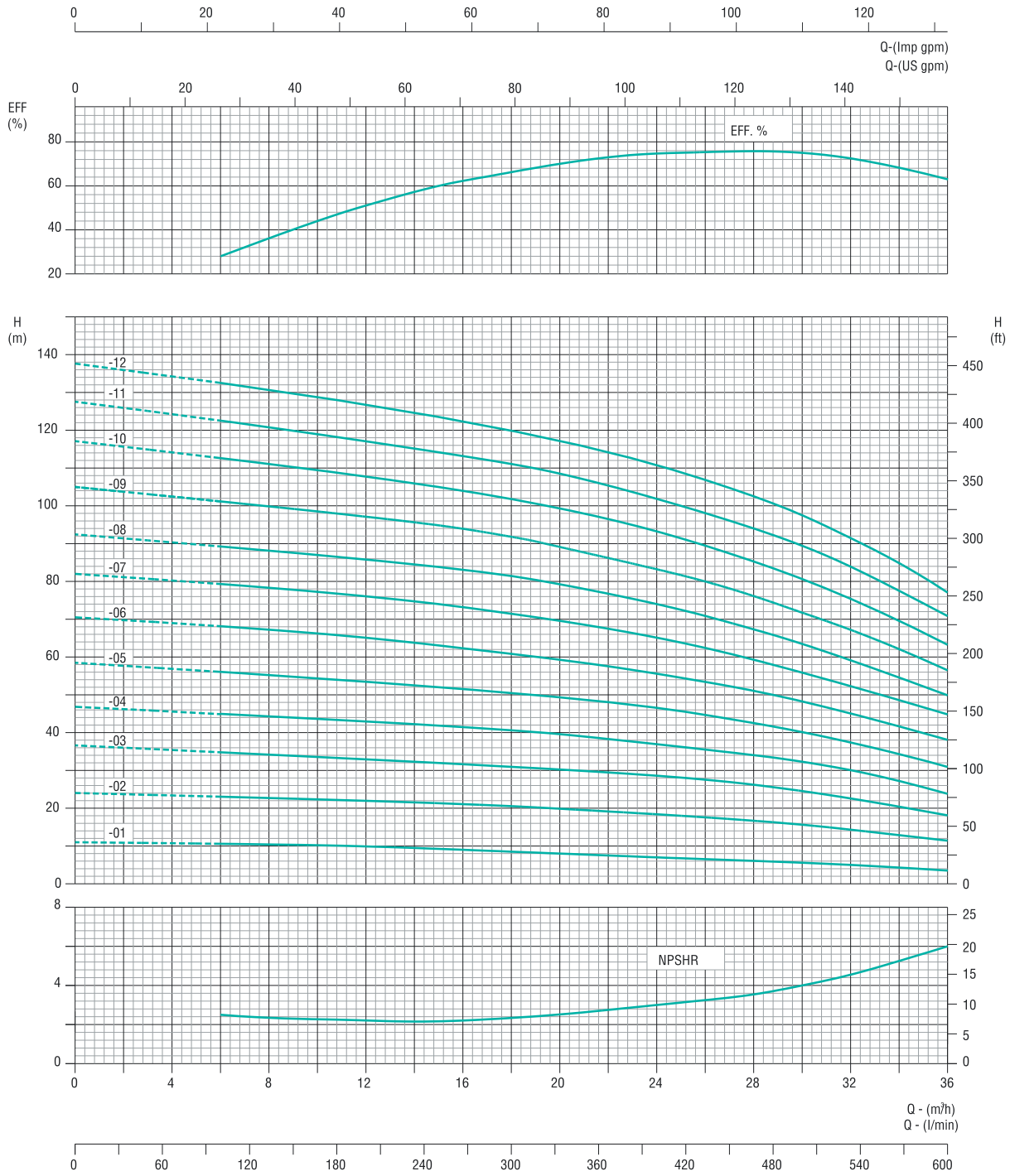

Curve tolerance according to ISO 9906:2012, Grade 3B

PERFORMANCE DATA

TS / TN / 904L SERIES › 6" › 30 m³/h

Model : **TS 150 - 30** Outlet Size : **3"** **2900 rpm**

Pump Model	Power		lpm	0	133.3	200	266.6	333.3	400	433.3	500	533.3	566.6	600
	kW	HP	m³/h	0	8	12	16	20	24	26	30	32	34	36
TS150-30-01	1.5	2	TOTAL DYNAMIC HEAD IN METRES	11	10.5	10	9	8	7	6.5	6	5	4	3.5
TS150-30-02	2.2	3		24	22.8	22	21	20	18.5	17.9	15.9	14	13	11
TS150-30-03	3	4		36.5	34	33	31.8	30	28.5	27.8	24.5	22.8	20.5	18
TS150-30-04	4	5.5		47	44	43	41.8	39.8	37	35.8	32.5	30	27	24
TS150-30-05	5.5	7.5		58.5	55	53.8	51.8	49	46.5	45	40	37	34	31
TS150-30-06	5.5	7.5		70.5	67	65	62	59	55.8	53.5	48	45	42	38
TS150-30-07	7.5	10		82	78	76	73	69	65	62	56	52	48.5	45
TS150-30-08	7.5	10		92.5	88	86	83	79	74	71	63.5	59	54.5	50
TS150-30-09	9.3	12.5		105	100	97	94	89	83	80	72	67	62	57
TS150-30-10	9.3	12.5		117	111	108	104	99	93	89.5	81	75.5	70	63
TS150-30-11	9.3	12.5		127	121	117	113	108.5	102	98	89.5	84	78	71
TS150-30-12	11	15		137	131	127	122.5	117	111	107	98	91.5	85	77

* For AISI 316 replace TS with TN : Performance Data remains same.

Nett Weights & Dimensions

Pump Model	Power		Dimensions in mm			Nett Weight (kg)
	kW	HP	D_1	D_2	H	
TS150-30-01	1.5	2	142	-	385	8.30
TS150-30-02	2.2	3	142	-	482	9.60
TS150-30-03	3	4	142	-	578	11.50
TS150-30-04	4	5.5	142	-	674	13.40
TS150-30-05	5.5	7.5	142	147	770	15.30
TS150-30-06	5.5	7.5	142	147	866	17.20
TS150-30-07	7.5	10	142	147	962	19.10
TS150-30-08	7.5	10	142	147	1058	21.00
TS150-30-09	9.3	12.5	142	147	1154	22.90
TS150-30-10	9.3	12.5	142	147	1250	24.80
TS150-30-11	9.3	12.5	142	147	1346	26.70
TS150-30-12	11	15	142	147	1442	28.60

Pump Height(H) and Weight(Kg) are approximate.

D1 - Outer diameter of pump-end suitable for D.O.L motors.
D2 - Outer diameter of pump-end suitable for S.D motors.

All performance data is based on rated input.

PERFORMANCE CURVES

TS / **TN** / **904L** SERIES › **6"** › **30 m³/h**

Model : **TS 150 - 30** Outlet Size : **3"** **2900 rpm**

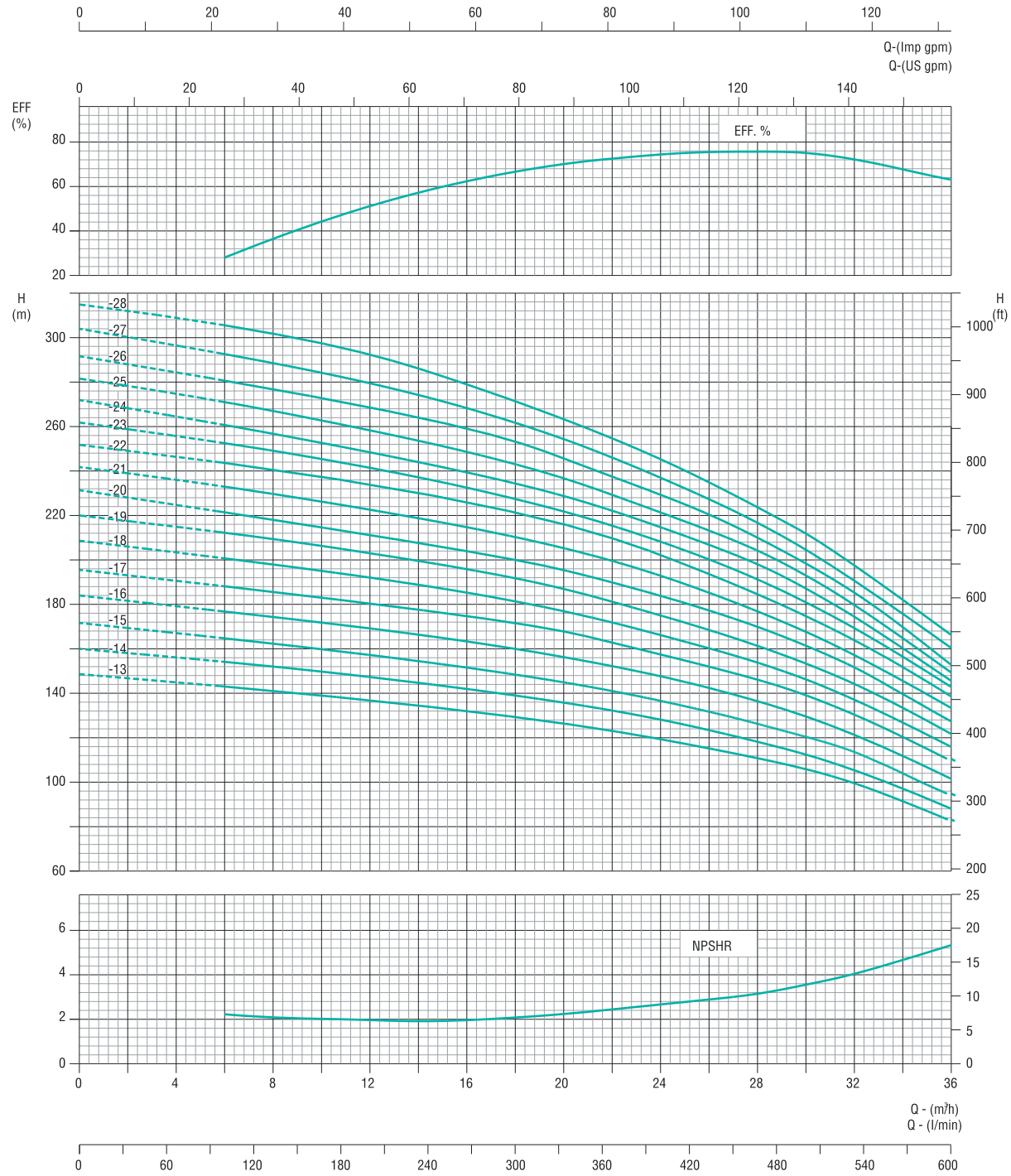

Curve tolerance according to ISO 9906:2012, Grade 3B

PERFORMANCE DATA

TS / TN / 904L SERIES › 6" › 30 m³/h

Model : **TS 150 - 30** Outlet Size : **3"** **2900 rpm**

Pump Model	Power		lpm	0	133.3	200	266.6	333.3	400	433.3	500	533.3	566.6	600
	kW	HP	m³/h	0	8	12	16	20	24	26	30	32	34	36
TS150-30-13	11	15	TOTAL DYNAMIC HEAD IN METRES	148	142	137	132	127	119	115	106	100	92	83
TS150-30-14	13	17.5		160	152	148	142	136	128	124	112	105	97	88
TS150-30-15	13	17.5		172	163	157	152	145	136	132	120	114	104	94
TS150-30-16	15	20		184	175	169	164	156	148	143	130	121	112	102
TS150-30-17	15	20		196	186	180	174	168	158	152	139	130	120	110
TS150-30-18	18.5	25		208	198	192	185	177	166	160	146	137	127	116
TS150-30-19	18.5	25		220	210	203	196	187	175	168	154	144	134	122
TS150-30-20	18.5	25		232	218	211	204	196	184	177	162	152	140	128
TS150-30-21	18.5	25		242	230	223	215	206	193	185	168	157	146	134
TS150-30-22	22	30		252	240	234	226	216	202	194	175	164	152	139
TS150-30-23	22	30		262	249	242	232	222	208	200	180	169	156	143
TS150-30-24	22	30		272	257	248	240	228	215	207	188	174	160	146
TS150-30-25	22	30		282	267	258	248	236	222	213	193	180	165	150
TS150-30-26	22	30		292	277	268	259	246	230	220	199	185	170	154
TS150-30-27	26	35		304	288	280	268	254	237	228	204	191	176	160
TS150-30-28	26	35		315	302	292	279	264	246	235	212	198	182	166

* For AISI 316 replace TS with TN : Performance Data remains same.

Nett Weights & Dimensions

Pump Model	Power		Dimensions in mm			Nett Weight (kg)
	kW	HP	D_1	D_2	H	
TS150-30-13	11	15	142	147	1538	30.50
TS150-30-14	13	17.5	142	147	1634	32.40
TS150-30-15	13	17.5	142	147	1730	34.30
TS150-30-16	15	20	142	147	1826	36.20
TS150-30-17	15	20	142	147	1922	38.10
TS150-30-18	18.5	25	142	147	2018	40.00
TS150-30-19	18.5	25	142	147	2114	42.50
TS150-30-20	18.5	25	142	147	2210	44.20
TS150-30-21	18.5	25	142	147	2306	46.20
TS150-30-22	22	30	142	147	2402	48.00
TS150-30-23	22	30	142	147	2498	50.00
TS150-30-24	22	30	142	147	2594	52.00
TS150-30-25	22	30	142	147	2690	54.00
TS150-30-26	22	30	142	147	2786	56.00
TS150-30-27	26	35	142	147	2882	58.00
TS150-30-28	26	35	142	147	2978	60.00

Pump Height(H) and Weight(Kg) are approximate.

D1 - Outer diameter of pump-end suitable for D.O.L motors.
D2 - Outer diameter of pump-end suitable for S.D motors.

All performance data is based on rated input.

PERFORMANCE CURVES

TS / **TN** / **904L** SERIES › **6"** › **30 m³/h**

Model : **TS 150 - 30** Outlet Size : **3"** **2900 rpm**

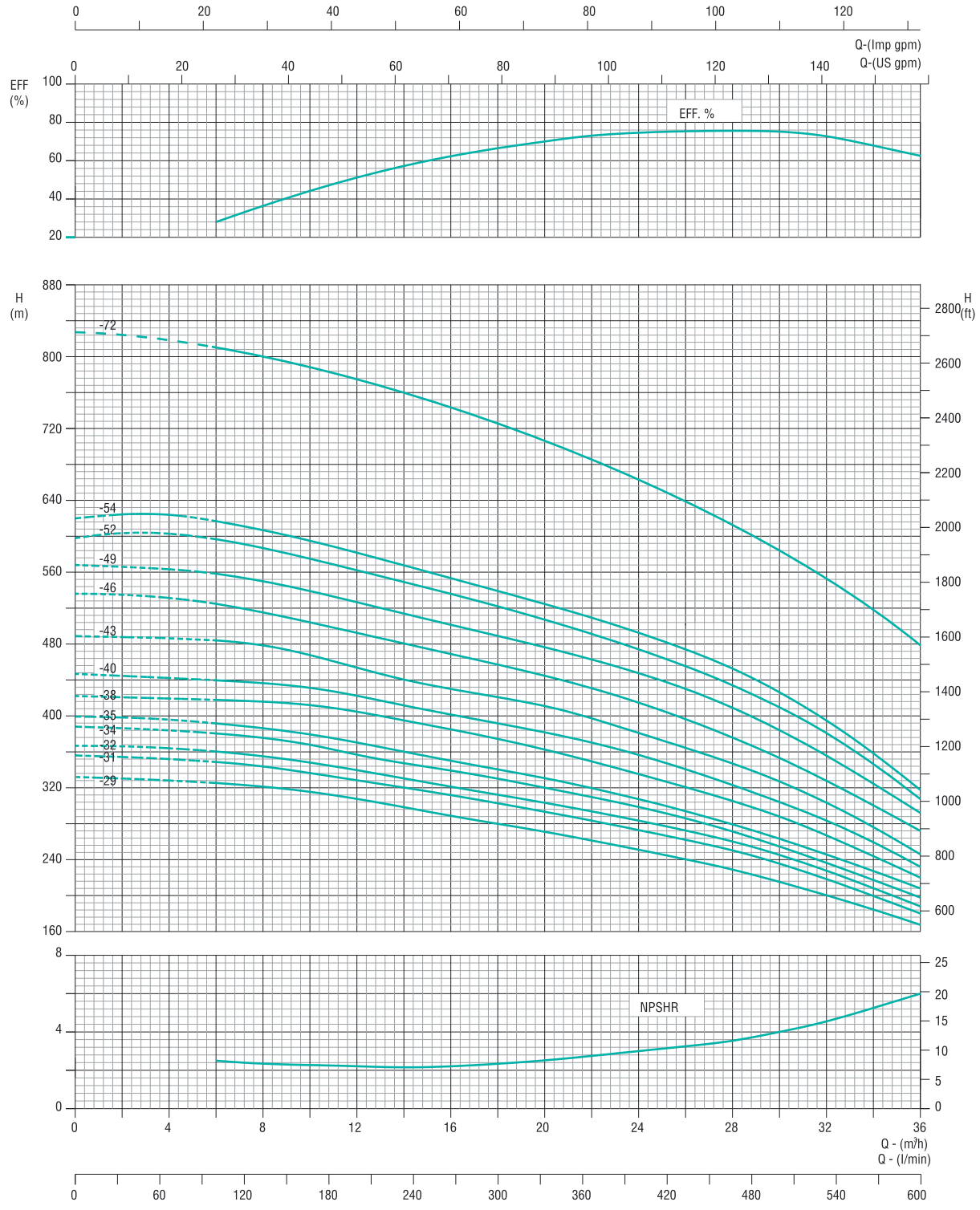

Curve tolerance according to ISO 9906:2012, Grade 3B

PERFORMANCE DATA

TS / TN / 904L SERIES › 6" › 30 m³/h

Model : **TS 150 - 30** Outlet Size : **3"** **2900 rpm**

Pump Model	Power		lpm	0	133.3	200	266.6	333.3	400	433.3	500	533.3	566.6	600
	kW	HP	m³/h	0	8	12	16	20	24	26	30	32	34	36
TS 150-30-29	26	35	TOTAL DYNAMIC HEAD IN METRES	330	323	307	287	270	250	240	214	198	183	175
TS 150-30-31	26	35		356	343	328	312	293	273	262	233	215	200	190
TS 150-30-32	30	40		366	355	338	322	304	283	272	245	225	207	200
TS 150-30-34	30	40		388	375	357	340	320	298	286	255	234	210	207
TS 150-30-35	30	40		400	387	370	350	331	307	293	263	244	222	217
TS 150-30-38	37	50		420	417	405	385	363	336	320	290	263	247	232
TS 150-30-40	37	50		446	437	423	401	382	357	341	304	280	307	245
TS 150-30-43	37	50		489	477	453	430	412	381	365	326	300	323	261
TS 150-30-46-8	45	60		535	515	492	467	445	415	397	352	323	348	286
TS 150-30-49-8	45	60		568	550	527	501	477	447	430	384	352	372	308
TS 150-30-52-8	55	75		600	587	562	535	507	473	455	409	375	393	327
TS 150-30-54-8	55	75		620	607	581	553	525	492	477	426	390	406	338
TS 150-30-72-8	75	100		829	800	794	734	700	670	645	582	555	495	480

* For AISI 316 replace TS with TN : Performance Data remains same.

Nett Weights & Dimensions

Pump Model	Power		Dimensions in mm			Nett Weight (kg)
	kW	HP	D_1	D_2	H	
TS 150-30-29	26	35	142	147	3074	62.00
TS 150-30-31	26	35	142	147	3266	65.50
TS 150-30-32	30	40	142	147	3362	68.50
TS 150-30-34	30	40	142	147	3554	71.50
TS 150-30-35	30	40	142	147	3650	73.50
TS 150-30-38	37	50	142	147	3938	79.50
TS 150-30-40	37	50	142	147	4130	83.50
TS 150-30-43	37	50	142	147	4418	89.00
TS 150-30-46-8	45	60	142	147	4706	93.70
TS 150-30-49-8	45	60	142	147	4994	99.40
TS 150-30-52-8	55	75	142	147	5282	105.10
TS 150-30-54-8	55	75	142	147	5474	108.90
TS 150-30-72-8	75	100	142	147	7300	130.00

Pump Height(H) and Weight(Kg) are approximate.

D1 - Outer diameter of pump-end suitable for D.O.L motors.
D2 - Outer diameter of pump-end suitable for S.D motors.

All performance data is based on rated input.

PERFORMANCE CURVES

TS / **TN** / **904L** SERIES › **6"** › **48 m³/h**

Model : **TS 150 - 48** Outlet Size : **3" / 4"** **2900 rpm**

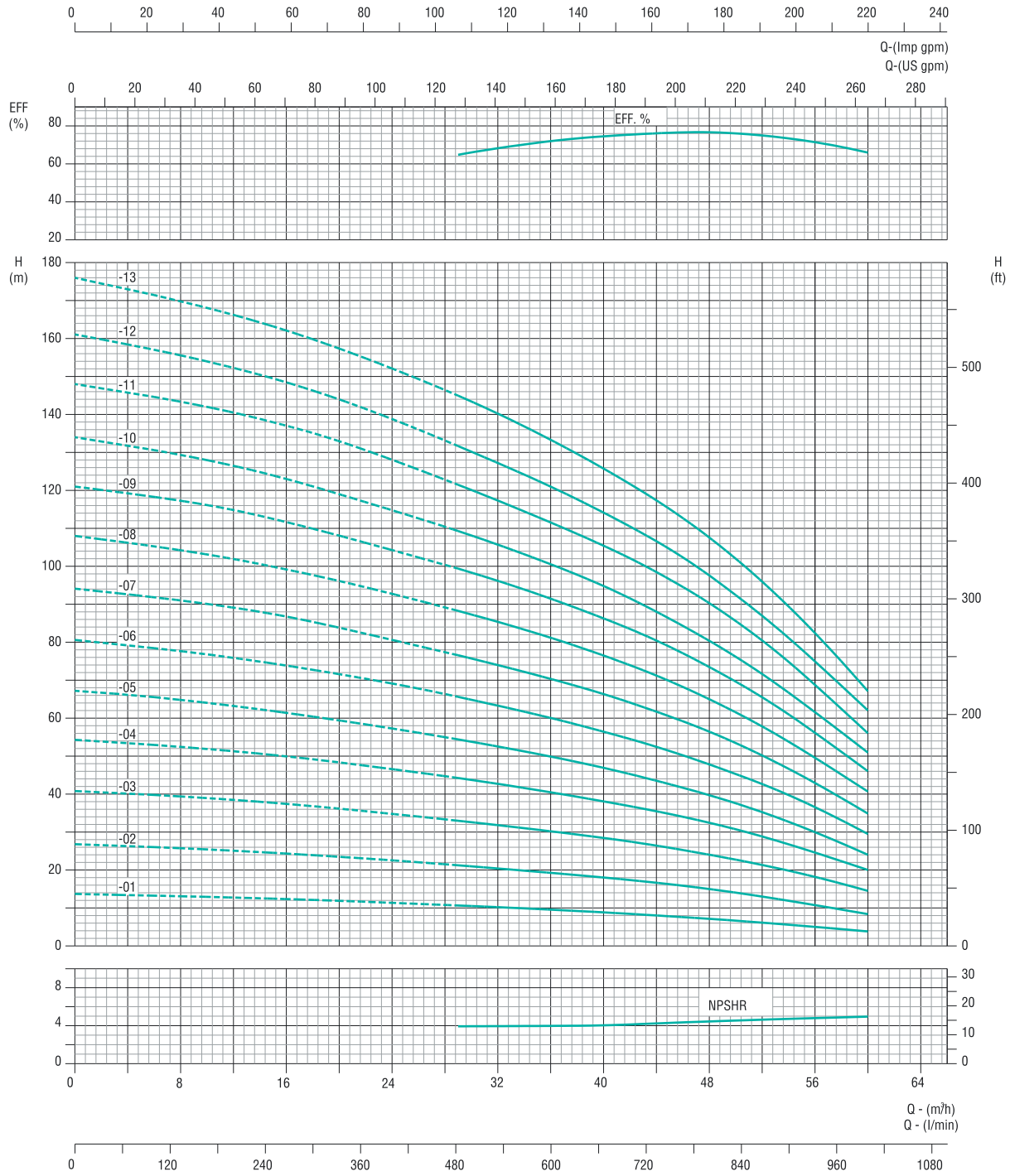

Curve tolerance according to ISO 9906:2012, Grade 3B

PERFORMANCE DATA

TS / TN / 904L SERIES › 6" › 48 m³/h

Model : **TS 150 - 48** Outlet Size : **3" / 4"** **2900 rpm**

Pump Model	Power		lpm	0	166.6	333.2	500	666.4	733	800	833	933	1000
	kW	HP	m³/h	0	10	20	30	40	44	48	50	56	60
TS 150-48-01	2.2	3	TOTAL DYNAMIC HEAD IN METRES	13.5	13	12	10	9	8	7	6.8	5	3.8
TS 150-48-02	3	4		26.8	25.5	23.5	21	18	16.5	15	14	11	8.5
TS 150-48-03	5.5	7.5		40.8	39	36	32.5	28.5	26	24	23	18	14.5
TS 150-48-04	7.5	10		54.2	52	48.2	43.8	38	35.5	32	30.8	24	20
TS 150-48-05	7.5	10		67	64	59.5	53.8	47	44	40	37.8	30	24
TS 150-48-06	9.3	12.5		80.5	77	71.5	65	56.5	52	48	45.5	36	29.8
TS 150-48-07	11	15		94	90	84	75.8	66.2	62	56	53.5	42.5	35
TS 150-48-08	13	17.5		108	103	96	87.3	76.5	71	65	61.8	50	41
TS 150-48-09	15	20		121	116	108	98.2	86.2	80	74	69.8	56	46
TS 150-48-10	15	20		134	128	119	108	95	88	80	76	61	51
TS 150-48-11	18.5	25		148	142	133	120	105.5	98.5	90	85.8	68	56
TS 150-48-12	18.5	25		161	154	144	130	114	106	98	92.2	74	62
TS 150-48-13	22	30		176	168	157.5	143.5	125.8	117.5	108	102	82	67.

* For AISI 316 replace TS with TN : Performance Data remains same.

Nett Weights & Dimensions

Pump Model	Power		Dimensions in mm			Nett Weight (kg)
	kW	HP	D_1	D_2	H	
TS150-48-01	2.2	3	142	-	403	8.50
TS150-48-02	3	4	142	-	516	10.00
TS150-48-03	5.5	7.5	142	147	629	12.50
TS150-48-04	7.5	10	142	147	742	15.00
TS150-48-05	7.5	10	142	147	855	18.40
TS150-48-06	9.3	12.5	142	147	968	20.00
TS150-48-07	11	15	142	147	1081	22.30
TS150-48-08	13	17.5	142	147	1194	25.00
TS150-48-09	15	20	142	147	1307	27.50
TS150-48-10	15	20	142	147	1420	30.00
TS150-48-11	18.5	25	142	147	1533	32.50
TS150-48-12	18.5	25	142	147	1646	35.00
TS150-48-13	22	30	142	147	1759	37.50

Pump Height(H) and Weight(Kg) are approximate. D1 - Outer diameter of pump-end suitable for D.O.L motors. (4" Outlet=147mm)
D2 - Outer diameter of pump-end suitable for S.D motors. (4" Outlet=152mm)

All performance data is based on rated input.

PERFORMANCE CURVES

TS / **TN** / **904L** SERIES › **6"** › **48 m³/h**

Model : **TS 150 - 48** Outlet Size : **3" / 4"** **2900 rpm**

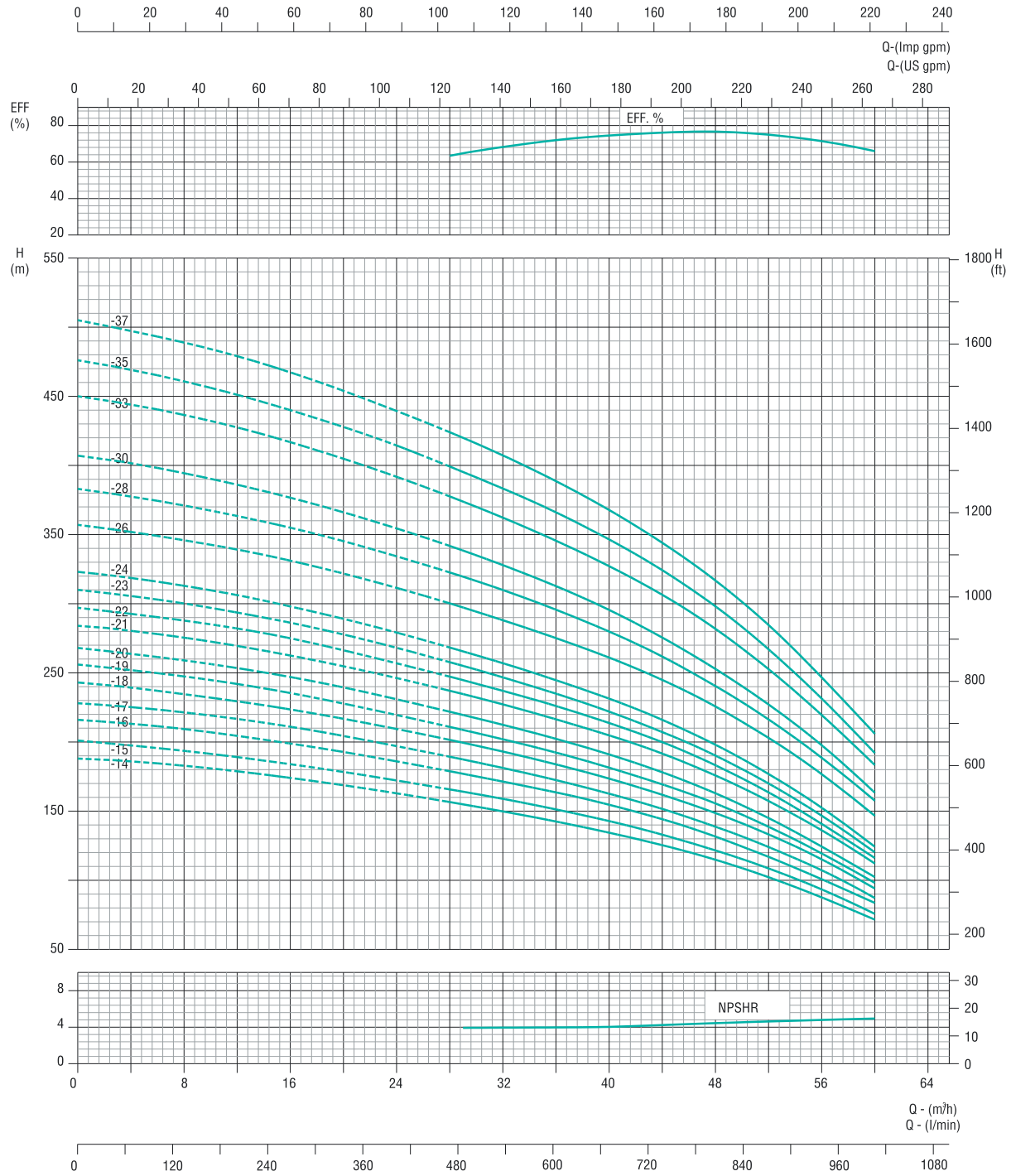

Curve tolerance according to ISO 9906:2012, Grade 3B

PERFORMANCE DATA

TS / TN / 904L SERIES › 6" › 48 m³/h

Model : **TS 150 - 48** Outlet Size : **3" / 4"** **2900 rpm**

Pump Model	Power		lpm	0	166.6	333.2	500	666.4	733	800	833	933	1000
	kW	HP	m³/h	0	10	20	30	40	44	48	50	56	60
TS 150-48-14	22	30	TOTAL DYNAMIC HEAD IN METRES	188	179	168	153	135	130	115	109	89	72
TS 150-48-15	22	30		201	192	178	163	143	132	121	115	94	76
TS 150-48-16	26	35		216	207	193	175	154	144	131	125	100	84
TS 150-48-17	26	35		228	219	204	186	162	151	139	132	121	115
TS 150-48-18	30	40		243	233	217	197	174	161	149	141	116	95
TS 150-48-19	30	40		256	245	228	206	182	170	155	148	120	99
TS 150-48-20	37	50		268	256	240	217	191	179	163	154	125	103
TS 150-48-21	37	50		284	273	255	233	205	181	176	167	136	113
TS 150-48-22	37	50		297	285	266	243	214	200	182	174	140	117
TS 150-48-23	37	50		310	297	278	253	222	207	190	180	148	121
TS 150-48-24	37	50		323	310	289	263	231	216	199	188	152	124
TS 150-48-26-8	45	60		357	343	323	295	261	245	226	215	179	148
TS 150-48-28-8	45	60		383	367	345	316	280	261	240	229	190	159
TS 150-48-30-8	45	60		407	390	366	335	295	276	251	240	199	164
TS 150-48-33-8	55	75		450	433	405	370	328	308	281	268	220	184
TS 150-48-35-8	55	75		476	456	428	392	347	325	299	283	231	193
TS 150-48-37-8	63	85		505	484	454	416	368	345	319	301	249	207

* For AISI 316 replace TS with TN : Performance Data remains same.

Nett Weights & Dimensions

Pump Model	Power		Dimensions in mm			Nett Weight (kg)
	kW	HP	D_1	D_2	H	
TS150-48-14	22	30	142	147	1872	40.00
TS150-48-15	22	30	142	147	1985	42.50
TS150-48-16	26	35	142	147	2098	45.00
TS150-48-17	26	35	142	147	2211	47.50
TS150-48-18	30	40	142	147	2324	50.00
TS150-48-19	30	40	142	147	2437	52.50
TS150-48-20	37	50	142	147	2550	55.00
TS150-48-21	37	50	142	147	2663	57.50
TS150-48-22	37	50	142	147	2776	60.00
TS150-48-23	37	50	142	147	2889	62.50
TS150-48-24	37	50	142	147	3002	65.00
TS150-48-25	37	50	142	147	3115	67.50
TS150-48-26-8	45	60	142	147	3228	70.00
TS150-48-28-8	45	60	142	147	3454	72.50
TS 150-48-30-8	45	60	142	147	3681	75.00
TS 150-48-33-8	55	75	142	147	4020	79.50
TS 150-48-35-8	55	75	142	147	4246	82.90
TS 150-48-37-8	63	85	142	147	4472	88.40

Pump Height(H) and Weight(Kg) are approximate.
All performance data is based on rated input.

D1 - Outer diameter of pump-end suitable for D.O.L motors (4" outlet = 147 mm).
D2 - Outer diameter of pump-end suitable for S.D motors (4" outlet = 152 mm). 26 thru 37 stage pumpend can also be supplied suitable for 8" motors (187 mm).

PERFORMANCE CURVES

TS / **TN** / **904L** SERIES › **6"** › **60 m³/h**

Model : **TS 150 - 60** Outlet Size : **3" / 4"** **2900 rpm**

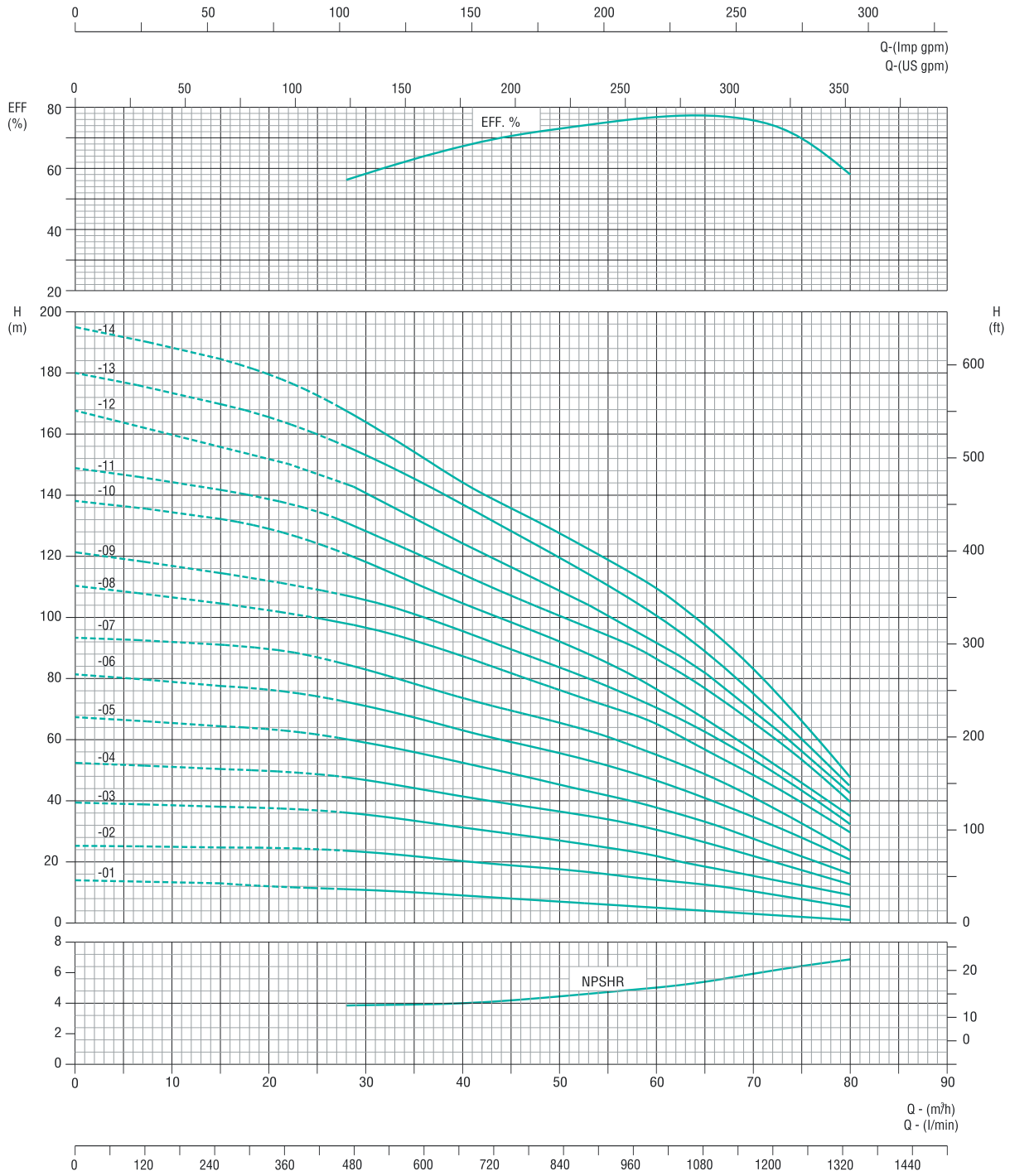

Curve tolerance according to ISO 9906:2012, Grade 3B

PERFORMANCE DATA

TS / TN / 904L SERIES › 6" › 60 m³/h

Model : **TS 150 - 60** Outlet Size : **3" / 4"** **2900 rpm**

Pump Model	Power		lpm	0	250	333.3	500	666.6	833	1000	1166	1333
	kW	HP	m³/h	0	15	20	30	40	50	60	70	80
TS150-60-01	2.2	3	TOTAL DYNAMIC HEAD IN METRES	14	13	12	11	9	7	5	3	1
TS150-60-02	4	5.5		26	25	24	23	20	17	14	10	5
TS150-60-03	5.5	7.5		39	38	37	35	32	27	22	15	9
TS150-60-04	7.5	10		52	51	50	47	42	37	31	22	13
TS150-60-05	9.3	12.5		67	64	63	59	53	45	37	28	16
TS150-60-06	11	15		82	78	76	71	63	56	47	35	21
TS150-60-07	13	17.5		94	91	89	83	73	66	55	41	24
TS150-60-08	15	20		110	104	102	97	87	76	65	48	30
TS150-60-09	18.5	25		122	114	112	106	95	84	70	54	33
TS150-60-10	18.5	25		138	133	128	118	105	92	76	57	35
TS150-60-11	22	30		148	142	138	128	114	101	86	65	40
TS150-60-12	22	30		167	156	152	141	124	109	92	69	43
TS150-60-13	26	35		180	170	165	153	137	120	100	75	45
TS150-60-14	26	35		195	184	179	164	144	128	110	83	48

* For AISI 316 replace TS with TN : Performance Data remains same.

Nett Weights & Dimensions

Pump Model	Power		Dimensions in mm			Nett Weight (kg)
	kW	HP	D_1	D_2	H	
TS150-60-01	2.2	3	142	147	403	9
TS150-60-02	4	5.5	142	147	516	10.20
TS150-60-03	5.5	7.5	142	147	629	12.00
TS150-60-04	7.5	10	142	147	742	14.40
TS150-60-05	9.3	12.5	142	147	855	17.00
TS150-60-06	11	15	142	147	968	19.40
TS150-60-07	13	17.5	142	147	1081	22.40
TS150-60-08	15	20	142	147	1194	24.50
TS150-60-09	18.5	25	142	147	1307	27.20
TS150-60-10	18.5	25	142	147	1420	29.50
TS150-60-11	22	30	142	147	1533	32.00
TS150-60-12	22	30	142	147	1646	34.50
TS150-60-13	26	35	142	147	1759	36.50
TS150-60-14	26	35	142	147	1872	39.50

Pump Height(H) and Weight(Kg) are approximate.
All performance data is based on rated input.

D1 - Outer diameter of pump-end suitable for D.O.L motors (4" outlet = 147 mm).
D2 - Outer diameter of pump-end suitable for S.D motors (4" outlet = 152 mm).

PERFORMANCE CURVES

TS / **TN** / **904L** SERIES › **6"** › **60 m³/h**

Model : **TS 150 - 60** Outlet Size : **3" / 4"** **2900 rpm**

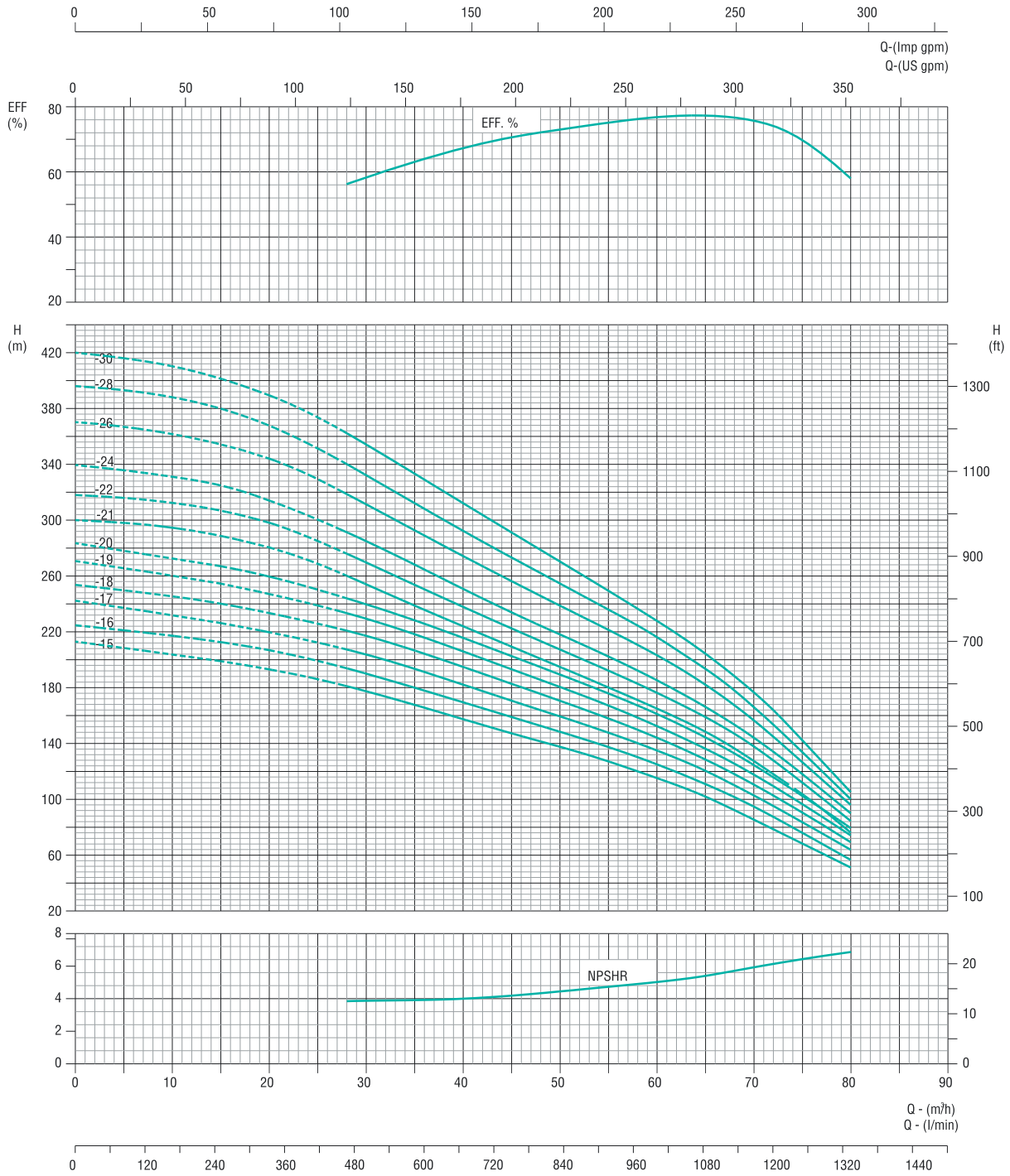

Curve tolerance according to ISO 9906:2012, Grade 3B

PERFORMANCE DATA

TS / TN / 904L SERIES › 6" › 60 m³/h

Model : **TS 150 - 60** Outlet Size : **3" / 4"** **2900 rpm**

Pump Model	Power		lpm	0	250	333.3	500	666.6	833	1000	1166	1333
	kW	HP	m³/h	0	15	20	30	40	50	60	70	80
TS150-60-15	26	35	TOTAL DYNAMIC HEAD IN METRES	212	198	194	177	157	137	117	85	52
TS150-60-16	30	40		220	213	207	188	167	147	127	89	57
TS150-60-17	30	40		242	227	222	205	183	160	138	107	63
TS150-60-18	37	50		252	240	233	212	189	176	142	112	67
TS150-60-19	37	50		270	254	248	231	206	181	152	116	74
TS150-60-20	37	50		282	276	269	240	216	189	162	124	80
TS150-60-21	37	50		300	288	281	254	223	195	165	126	77
TS150-60-22-8	45	60		318	306	298	270	238	207	176	138	84
TS150-60-24-8	45	60		339	324	314	285	251	218	186	144	90
TS150-60-26-8	55	75		370	354	344	312	275	239	204	156	96
TS150-60-28-8	55	75		396	378	367	332	293	255	216	161	101
TS150-60-30-8	55	75		420	402	390	354	312	270	228	176	107

* For AISI 316 replace TS with TN : Performance Data remains same.

Nett Weights & Dimensions

Pump Model	Power		Dimensions in mm			Nett Weight (kg)
	kW	HP	D_1	D_2	H	
TS150-60-15	26	35	142	147	1985	41.50
TS150-60-16	30	40	142	147	2098	44.00
TS150-60-17	30	40	142	147	2211	46.50
TS150-60-18	37	50	142	147	2324	49.00
TS150-60-19	37	50	142	147	2437	51.50
TS150-60-20	37	50	142	147	2550	54.00
TS 150-60-21	37	50	142	147	2664	52.70
TS 150-60-22-8	45	60	142	147	2777	55.00
TS 150-60-24-8	45	60	142	147	3003	59.40
TS 150-60-26-8	55	75	142	147	3229	64.20
TS 150-60-28-8	55	75	142	147	3445	68.30
TS 150-60-30-8	55	75	142	147	3681	72.80

Pump Height(H) and Weight(Kg) are approximate.
All performance data is based on rated input.

D1 - Outer diameter of pump-end suitable for D.O.L motors (4" outlet = 147 mm).
D2 - Outer diameter of pump-end suitable for S.D motors (4" outlet = 152 mm). 22 thru 30 stages pumped can also be supplied suitable for 8" (187mm) motors

PERFORMANCE CURVES

TS / **TN** / **TZ** SERIES › **6"** › **76 m³/h**

Model **: TS 150 - 76** Outlet Size : **3" / 4"**** **2900 rpm**

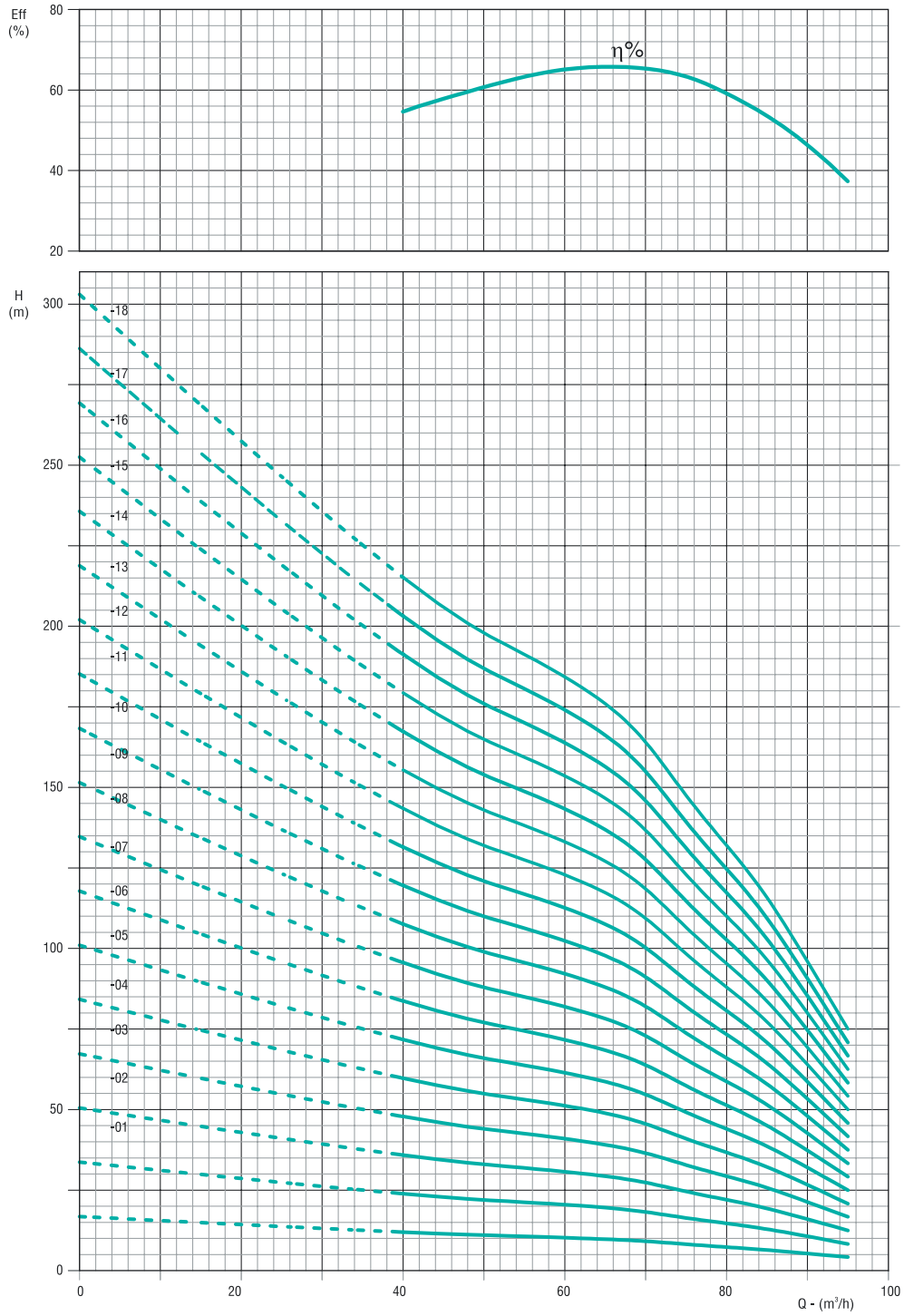

Curve tolerance according to ISO 9906:2012, Grade 3B

PERFORMANCE DATA

TS / TN / TZ SERIES › 6" › 76 m³/h

Model : **TS 150 - 76** Outlet Size : **3" / 4"**** **2900 rpm**

Pump Model	Power		lpm	0	11.1	15.3	18.1	19.4	20.8	22.2	23.6	25.0	26.4
	kW	HP	m³/h	0	40	55	65	70	75	80	85	90	95
TS150-76-01	3	4	TOTAL DYNAMIC HEAD IN METRES	17	12	11	10	9	8	7	7	5	4
TS150-76-02	5.5	7.5		34	23	21	20	18	16	15	13	11	8
TS150-76-03	7.5	10		51	35	32	30	28	25	22	20	16	13
TS150-76-04	11	15		67	47	43	39	37	33	29	26	21	17
TS150-76-05	13	17.5		84	58	53	49	46	41	37	33	27	21
TS150-76-06	15	20		101	70	64	59	55	49	44	39	32	25
TS150-76-07	18.5	25		118	82	75	69	64	57	51	46	37	29
TS150-76-08	18.5	25		135	93	85	79	73	65	59	52	43	33
TS150-76-09	22	30		152	105	96	89	83	74	66	59	48	38
TS150-76-10	25	35		168	117	107	98	92	82	73	65	53	42
TS150-76-11	30	40		185	128	117	108	101	90	81	72	59	46
TS150-76-12	30	40		202	140	128	118	110	98	88	78	64	50
TS150-76-13	37	50		219	152	139	128	119	106	95	85	69	54
TS150-76-14	37	50		236	163	149	138	128	114	103	91	75	58
TS150-76-15	37	50		253	175	160	148	138	123	110	98	80	63
TS150-76-16	45	60		269	187	171	157	147	131	117	104	85	67
TS150-76-17	45	60		286	198	181	167	156	139	125	111	91	71
TS150-76-18	45	60		303	210	192	177	165	147	132	117	96	75

* For AISI 316 replace TS with TN : Performance Data remains same.
* For AISI 904L replace TS with TZ : Performance Data remains same.

Nett Weights & Dimensions

Pump Model	Power		* No of Cable Guard	Dimensions in mm			Nett Weight (kg)
	kW	HP		D_1	D_2	H	
TS150-76-01	3	4	1	149	153	457	11.00
TS150-76-02	5.5	7.5	1/2	149	153	601	14.00
TS150-76-03	7.5	10	1/2	149	153	745	17.00
TS150-76-04	11	15	1/2	149	153	889	20.00
TS150-76-05	13	17.5	1/2	149	153	1033	23.00
TS150-76-06	15	20	1/2	149	153	1177	26.00
TS150-76-07	18.5	25	1/2	149	153	1321	29.00
TS150-76-08	18.5	25	1/2	149	153	1465	32.00
TS150-76-09	22	30	1/2	149	153	1609	35.00
TS150-76-10	25	35	1/2	149	153	1753	38.00
TS150-76-11	30	40	1/2	149	153	1897	41.00
TS150-76-12	30	40	1/2	149	153	2041	44.00
TS150-76-13	37	50	1/2	149	153	2185	47.00
TS150-76-14	37	50	1/2	149	153	2329	50.00
TS150-76-15	37	50	1/2	149	153	2473	54.00
TS150-76-16	45	60	1/2	149	153	2617	57.00
TS150-76-17	45	60	1/2	149	153	2761	60.00
TS150-76-18	45	60	1/2	149	153	2905	63.00

Pump Height(H) and Weight(Kg) are approximate.

D1 - Outer diameter of pump-end suitable for D.O.L motors.
D2 - Outer diameter of pump-end suitable for S.D motors.

All performance data is based on rated input.

* 1 denotes Single Cable Guard (D.O.L - 3 wire) and 2 denotes Double Cable Guard (S.D - 6 wire). Please specify preference, while placing order

PERFORMANCE CURVES

TS / **TN** / **TZ** SERIES › **6"** › **92 m³/h**

Model : **TS 150 - 92** Outlet Size : **3" / 4"**** **2900 rpm**

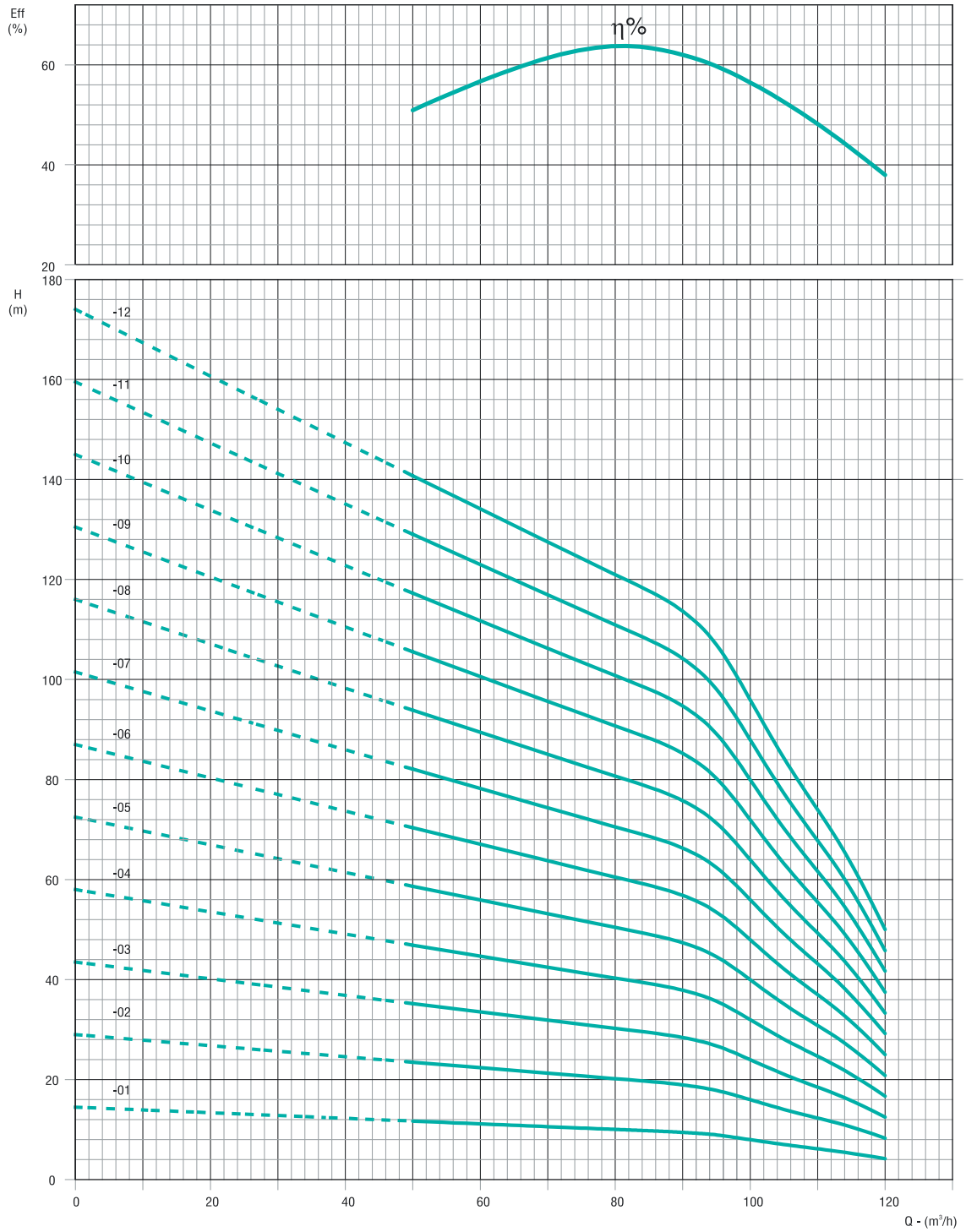

Curve tolerance according to ISO 9906:2012, Grade 3B

PERFORMANCE DATA

TS / TN / TZ SERIES › 6" › 92 m³/h

Model : **TS 150 - 92** Outlet Size : **3" / 4"**** **2900 rpm**

Pump Model	Power		lpm	0	20.8	23.6	25.0	26.4	27.8	29.2	30.6	31.9	33.3
	kW	HP	m³/h	0	75	85	90	95	100	105	110	115	120
TS150-92-01	4	5.5	TOTAL DYNAMIC HEAD IN METRES	15	10	10	10	9	8	7	6	5	4
TS150-92-02	7.5	10		29	21	20	19	18	16	14	12	11	8
TS150-92-03	11	15		44	31	30	29	27	24	21	19	16	13
TS150-92-04	15	20		58	41	39	38	36	32	28	25	21	17
TS150-92-05	18.5	25		73	52	49	48	45	40	35	31	27	21
TS150-92-06	22	30		87	62	59	57	54	48	42	37	32	25
TS150-92-07	26	35		102	72	69	67	63	56	49	43	37	29
TS150-92-08	30	40		116	83	79	76	72	64	56	49	43	33
TS150-92-09	37	50		131	93	89	86	81	72	63	56	48	38
TS150-92-10	37	50		145	103	98	95	90	80	70	62	53	42
TS150-92-11	45	60		160	114	108	105	99	88	77	68	59	46
TS150-92-12	45	60		174	124	118	114	108	96	84	74	64	50

* For AISI 316 replace TS with TN : Performance Data remains same.
* For AISI 904L replace TS with TZ : Performance Data remains same.

Nett Weights & Dimensions

Pump Model	Power		* No of Cable Guard	Dimensions in mm			Nett Weight (kg)
	kW	HP		D_1	D_2	H	
TS150-92-01	4	5.5	1/2	149	153	457	11
TS150-92-02	7.5	10	1/2	149	153	601	14
TS150-92-03	11	15	1/2	149	153	745	17
TS150-92-04	15	20	1/2	149	153	889	20
TS150-92-05	18.5	25	1/2	149	153	1033	23
TS150-92-06	22	30	1/2	149	153	1177	26
TS150-92-07	26	35	1/2	149	153	1321	29
TS150-92-08	30	40	1/2	149	153	1465	32
TS150-92-09	37	50	1/2	149	153	1609	35
TS150-92-10	37	50	1/2	149	153	1753	38
TS150-92-11	45	60	1/2	149	153	1897	41
TS150-92-12	45	60	1/2	149	153	2041	44

Pump Height(H) and Weight(Kg) are approximate.

D1 - Outer diameter of pump-end suitable for D.O.L motors.
D2 - Outer diameter of pump-end suitable for S.D motors.

All performance data is based on rated input.

* 1 denotes Single Cable Guard (D.O.L - 3 wire) and 2 denotes Double Cable Guard (S.D - 6 wire). Please specify preference, while placing order

CONSTRUCTIONAL DATA

78 / 95 m³/h

8" › TS Series › Version TS / TN / 904L › Constructional Data of Semi - Axial Flow Pump

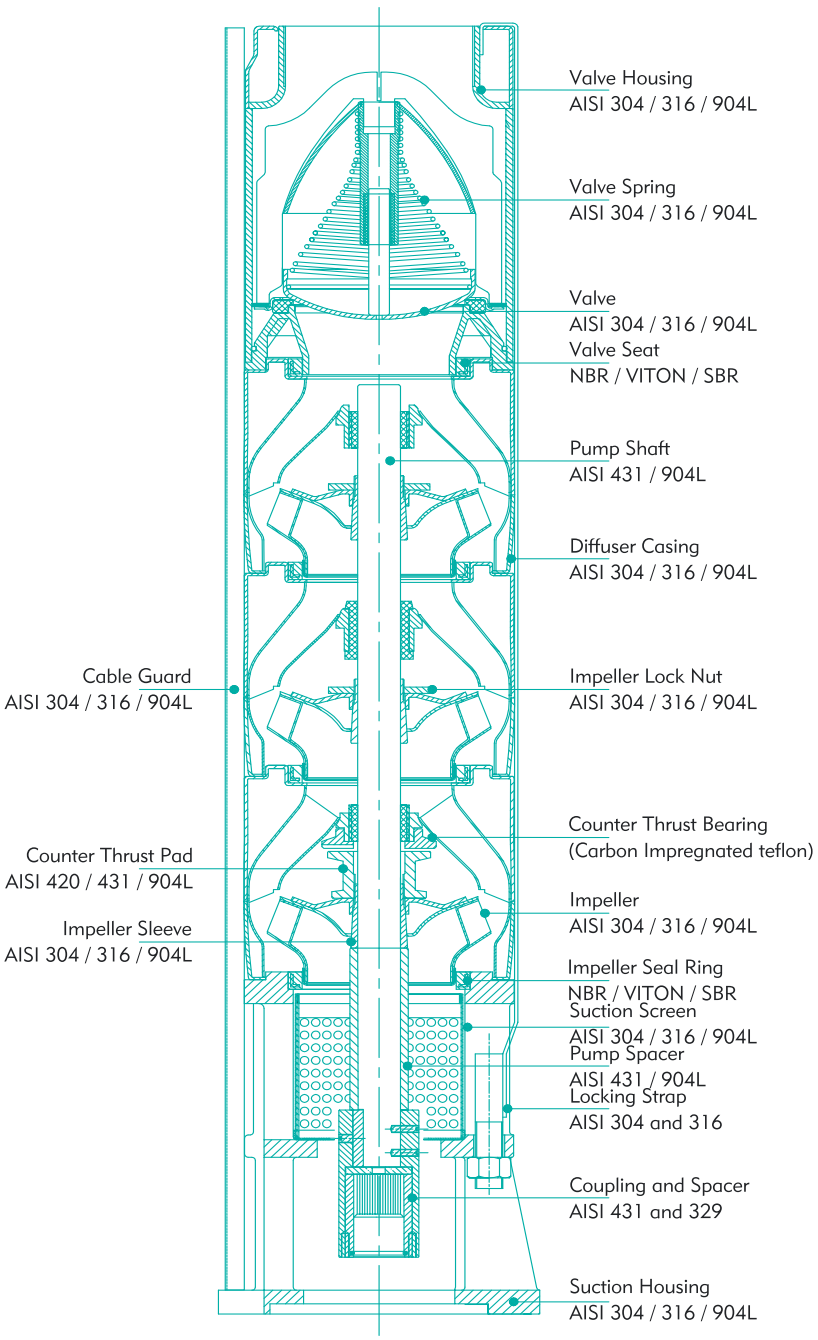

Pump Version - TS = AISI 304 Construction
Pump Version - TN = AISI 316 Construction
Pump Version = AISI / 904L Constuction
NEMA mounting dimensions.

CONSTRUCTIONAL DATA

125, 160 & 215m³/h

10" › **TS** Series › **Version TS / TN / 904L** › Constructional Data of Semi - Axial Flow Pump

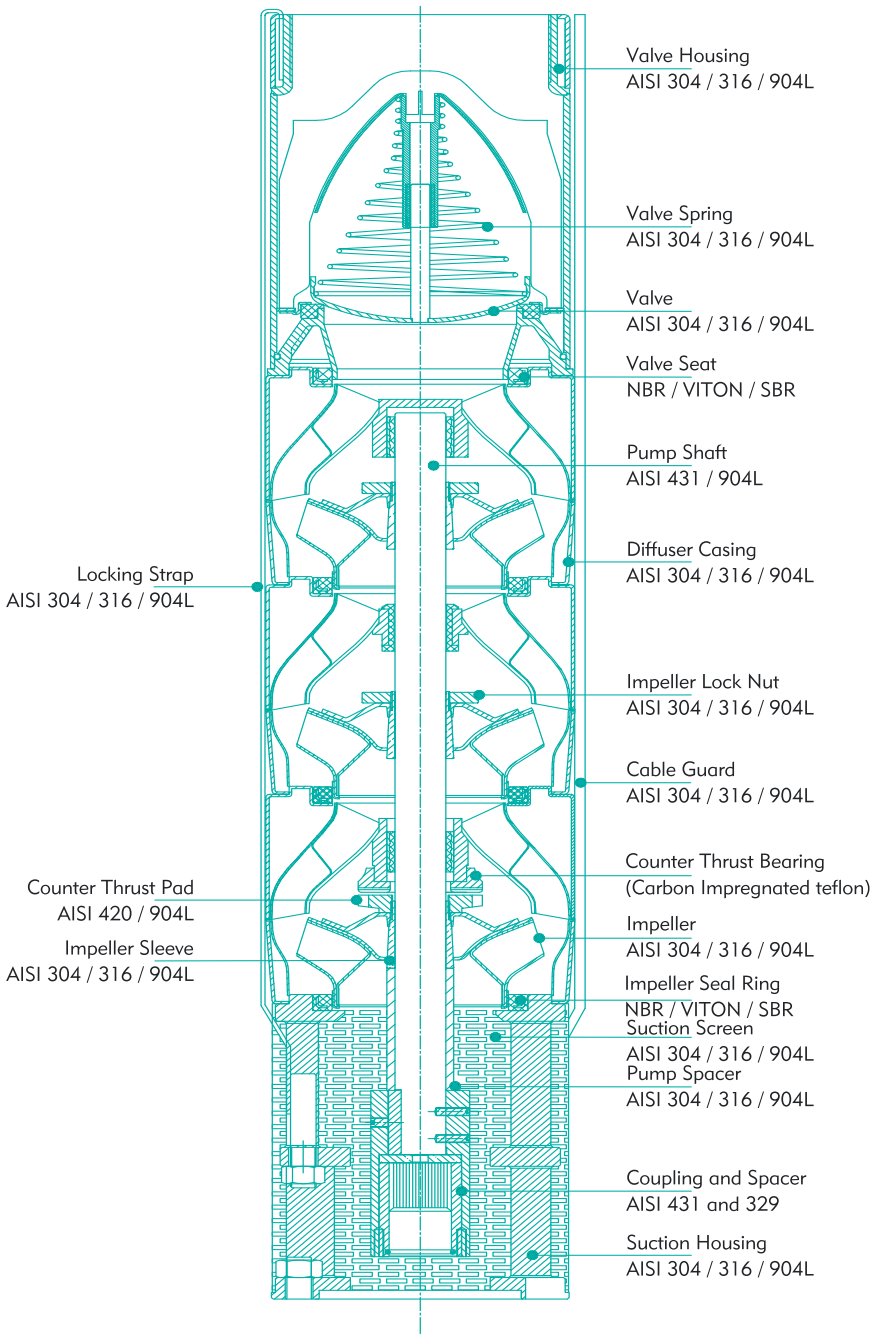

PERFORMANCE CURVES

TS / **TN** / **904L** SERIES › **8"** › **78 m³/h**

Model : **TS 200 - 78** Outlet Size : **4" / 5"** **2900 rpm**

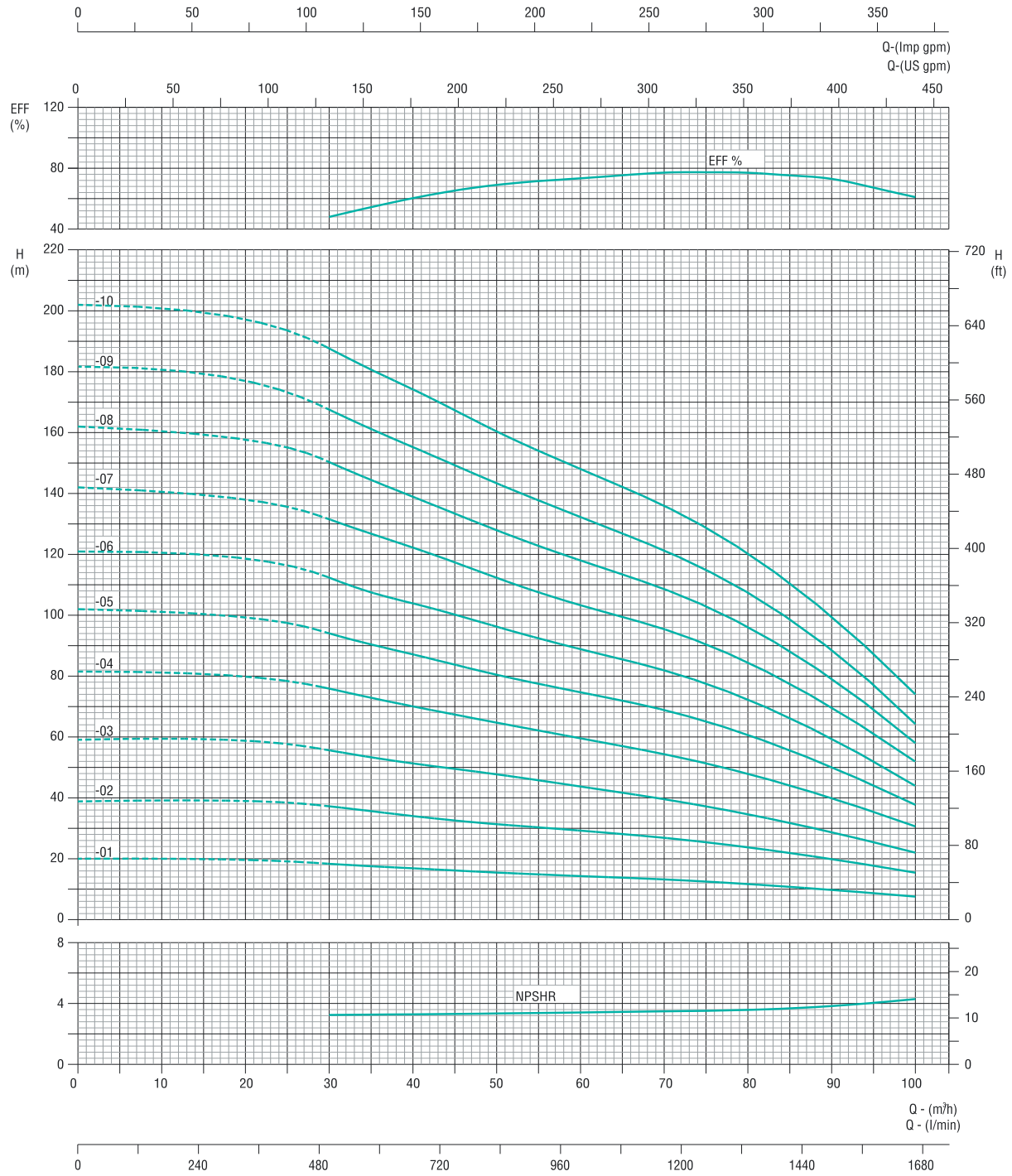

Curve tolerance according to ISO 9906:2012, Grade 3B

PERFORMANCE DATA

TS / TN / 904L SERIES › 8" › 78 m³/h

Model : **TS 200 - 78** Outlet Size : **4" / 5"** **2900 rpm**

Pump Model	Power		lpm	0	333.3	500	666.6	833.3	1000	1333	1666
	kW	HP	m³/h	0	20	30	40	50	60	80	100
TS200-78-01-6	5.5	7.5	TOTAL DYNAMIC HEAD IN METRES	20	19.7	18	16.8	15.5	14.2	12	7.5
TS200-78-02-6	7.5	10		39	38.5	37	34	31.5	29.5	24	15.5
TS200-78-03-6	11	15		59	59	55.5	51.5	47.5	43.7	34.5	22
TS200-78-04-6	13	17.5		81.5	80	76	70	65	59.5	48	31
TS200-78-05-6	18.5	25		102	99	94	87	80.5	75	60.5	37.5
TS200-78-06-6	22	30		121	118.5	112.5	104	96.5	89	72	44
TS200-78-07-6	26	35		142	138	131.5	122.5	112.5	103.5	84.5	72
TS200-78-08-6	30	40		162	157.5	150.5	139	128	118	96	58
TS200-78-09-6	30	40		182	177	167.5	155	143.5	132.5	107	64.5
TS200-78-10	37	50		202	197	188	174	160.5	148	120	74

* For AISI 316 replace TS with TN : Performance Data remains same.

Nett Weights & Dimensions

Pump Model	Power		Dimensions in mm		Nett Weight (kg)
	kW	HP	D	H	
TS200-78-01-6	5.5	7.5	188	562	24.50
TS200-78-02-6	7.5	10	188	690	27.70
TS200-78-03-6	11	15	188	818	30.90
TS200-78-04-6	13	20	188	946	34.10
TS200-78-05-6	18.5	25	188	1074	37.30
TS200-78-06-6	22	30	188	1202	40.50
TS200-78-07-6	26	35	188	1330	43.70
TS200-78-08-6	30	40	188	1458	46.90
TS200-78-09-6	30	40	188	1586	50.10
TS200-78-10	37	50	188	1714	53.30

Pump Height(H) and Weight(Kg) are approximate.

All performance data is based on rated input.

PERFORMANCE CURVES

TS / **TN** / **904L** SERIES › **8"** › **78 m³/h**

Model : **TS 200 - 78** Outlet Size : **4" / 5"** **2900 rpm**

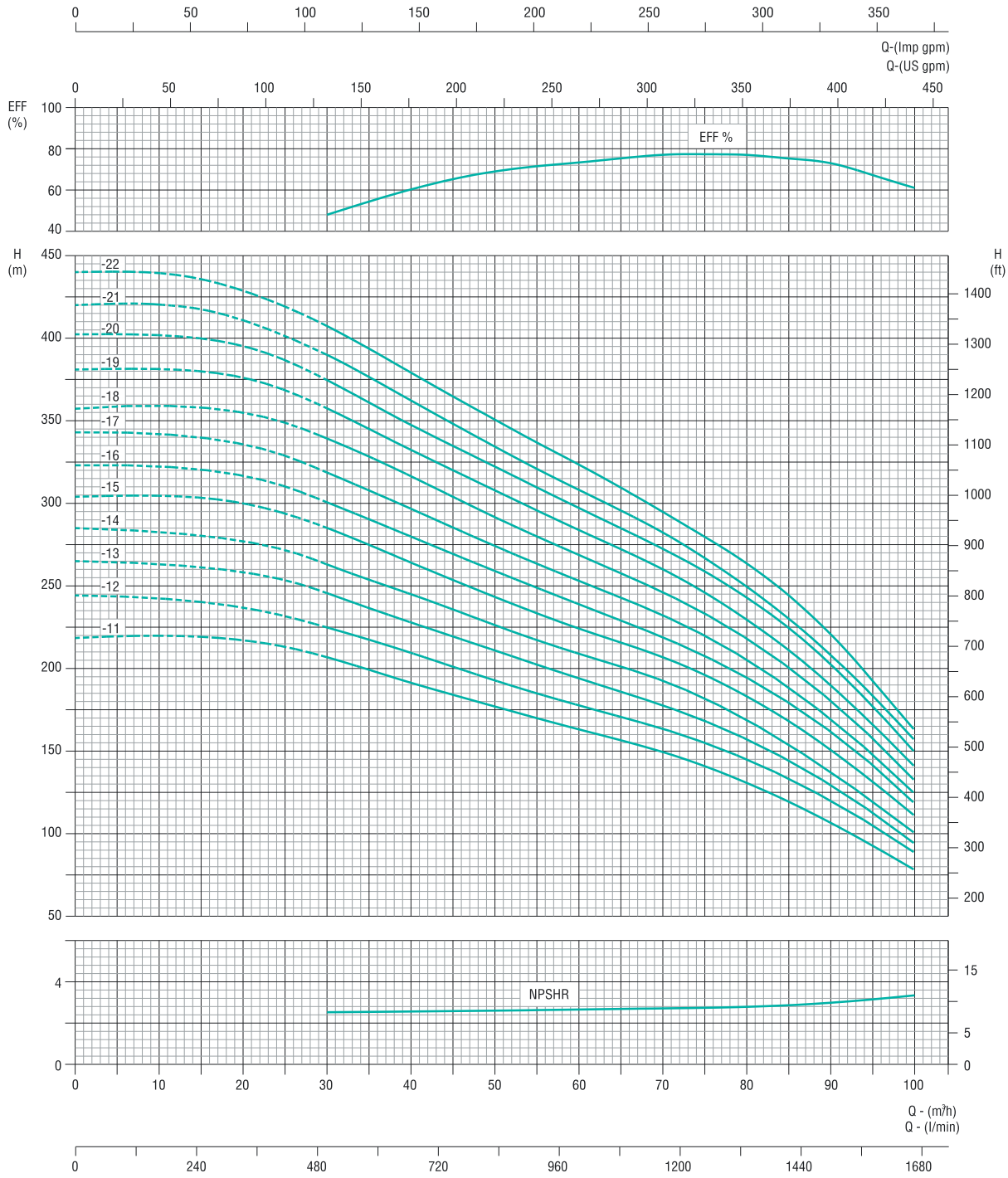

Curve tolerance according to ISO 9906:2012, Grade 3B

PERFORMANCE DATA

TS / TN / 904L SERIES › 8" › 78 m³/h

Model : **TS 200 - 78** Outlet Size : **4" / 5"** **2900 rpm**

Pump Model	Power		lpm	0	333.3	500	666.6	833.3	1000	1333.3	1666.7
	kW	HP	m³/h	0	20	30	40	50	60	80	100
TS 200-78-11	45	60	TOTAL DYNAMIC HEAD IN METRES	218	217	207	191.5	177	163	132	78
TS 200-78-12	45	60		244	237	225	209.5	192.5	178	145	89
TS 200-78-13	55	75		265	258	245.5	228	211	194	157.5	94.5
TS 200-78-14	55	75		285	277	263	245	226.5	209	169	101
TS 200-78-15	55	75		304	300	285	264	243	224	184.5	111.5
TS 200-78-16	63	85		323	316.5	300.5	280	259	239	195	139
TS 200-78-17	63	85		343	336	319	297	274.5	253.5	205.5	175
TS 200-78-18	63	85		357	355	339.5	317	292	269	218.5	133
TS 200-78-19	75	100		381	376	357.5	332.5	308	284	230	141.5
TS 200-78-20	75	100		404	395	375	346	322	297	242	150
TS 200-78-21	75	100		420	410	390	368	335	309	250	157
TS 200-78-22	93	125		440	429	407	380	350	324	265	164

* For AISI 316 replace TS with TN : Performance Data remains same.

Nett Weights & Dimensions

Pump Model	Power		Dimensions in mm		Nett Weight (kg)
	kW	HP	D	H	
TS200-78-11	45	60	188	1842	56.50
TS200-78-12	45	60	188	1970	59.70
TS200-78-13	55	75	188	2098	62.90
TS200-78-14	55	75	188	2226	66.10
TS200-78-15	55	75	188	2354	69.30
TS200-78-16	63	85	188	2482	72.50
TS200-78-17	63	85	188	2610	75.70
TS200-78-18	63	85	188	2738	78.90
TS200-78-19	75	100	188	2866	82.10
TS200-78-20	75	100	188	2994	85.00
TS 200-78-21	75	100	188	3122	97.50
TS 200-78-22	93	125	188	3250	101.00

Pump Height(H) and Weight(Kg) are approximate.

All performance data is based on rated input.

PERFORMANCE CURVES

TS / **TN** / **904L** SERIES › **8"** › **95 m³/h**

Model : **TS 200 - 95** Outlet Size : **4" / 5"** **2900 rpm**

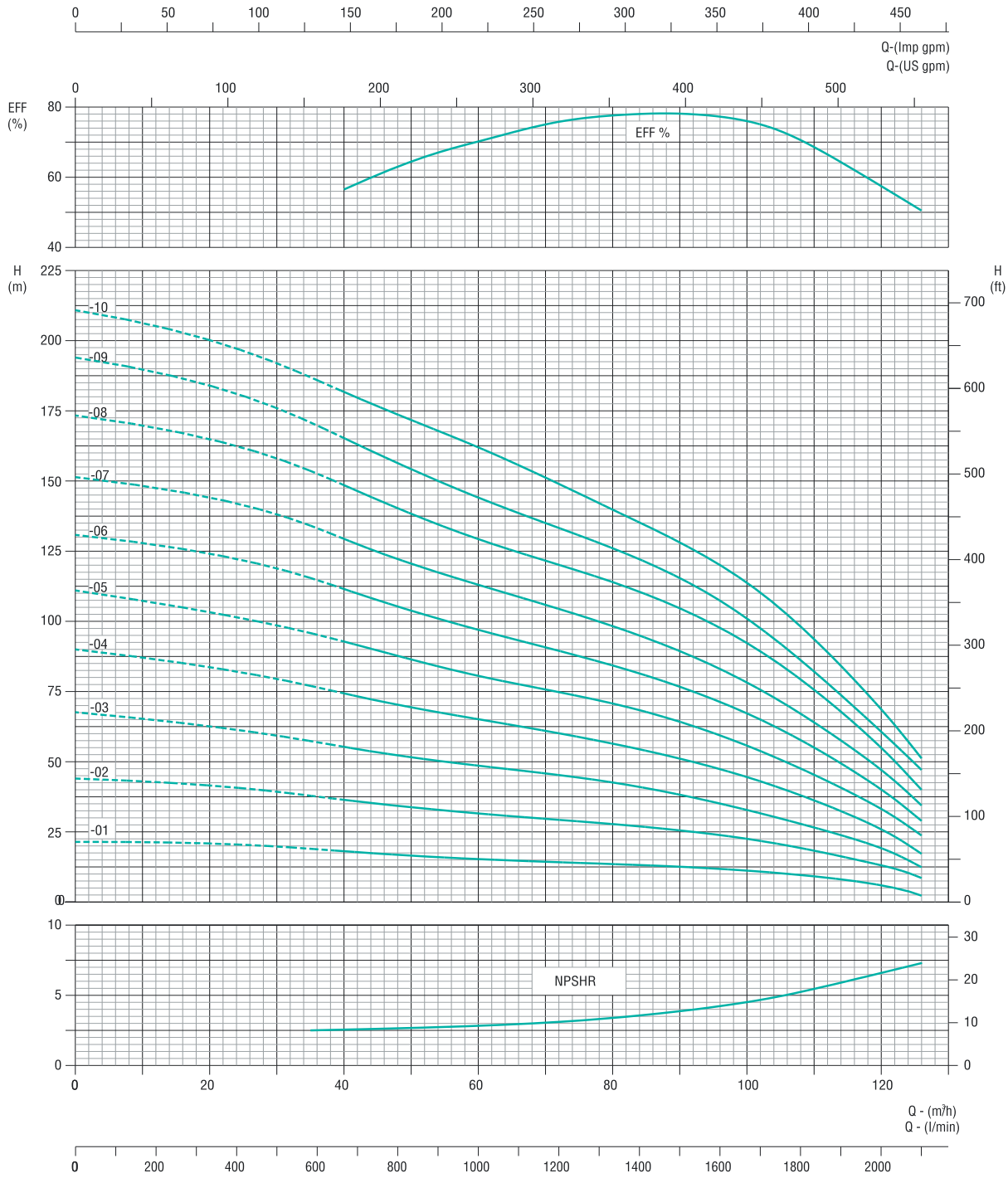

Curve tolerance according to ISO 9906:2012, Grade 3B

PERFORMANCE DATA

TS / TN / 904L SERIES › 8" › 95 m³/h

Model : **TS 200 - 95** Outlet Size : **4" / 5"** **2900 rpm**

Pump Model	Power		lpm	0	333.2	666.4	1000	1333.2	1666	2000	2100
	kW	HP	m³/h	0	20	40	60	80	100	120	126
TS 200-95-01-6	5.5	7.5	TOTAL DYNAMIC HEAD IN METRES	22	21	18	15.5	13.5	11.5	6	2
TS 200-95-02-6	9.3	12.5		44	41.5	36	31.5	28	22.5	13	8.5
TS 200-95-03-6	13	17.5		68	62.5	55.3	48.5	42.5	32.5	19.5	12.5
TS 200-95-04-6	18.5	25		90	83.5	74	65	56.5	44	26	17
TS 200-95-05-6	22	30		111	103	93	80.5	70.5	55.5	33	24
TS 200-95-06-6	26	35		131	124	111.5	97	84.5	67	40	29
TS 200-95-07-6	30	40		151	144	129.5	113	98	78	47	34.5
TS 200-95-08	37	50		173	165	148.5	130	114	91.5	54.5	40
TS 200-95-09	37	50		194	184	165.5	144	126	100.5	60.5	47
TS 200-95-10	45	60		211	200	181.5	162	140	113	68.5	51

* For AISI 316 replace TS with TN : Performance Data remains same.

Nett Weights & Dimensions

Pump Model	Power		Dimensions in mm		Nett Weight (kg)
	kW	HP	D	H	
TS200-95-01-6	5.5	7.5	188	617	24.50
TS200-95-02-6	9.3	12.5	188	746	27.70
TS200-95-03-6	13	17.5	188	875	30.90
TS200-95-04-6	18.5	25	188	1004	34.10
TS200-95-05-6	22	30	188	1133	37.30
TS200-95-06-6	26	35	188	1262	40.50
TS200-95-07-6	30	40	188	1391	43.70
TS200-95-08	37	50	188	1520	46.90
TS200-95-09	37	50	188	1649	50.10
TS200-95-10	45	60	188	1778	53.30

Pump Height(H) and Weight(Kg) are approximate.

All performance data is based on rated input.

PERFORMANCE CURVES

TS / **TN** / **904L** SERIES › **8"** › **95 m³/h**

Model : **TS 200 - 95** Outlet Size : **4" / 5"** **2900 rpm**

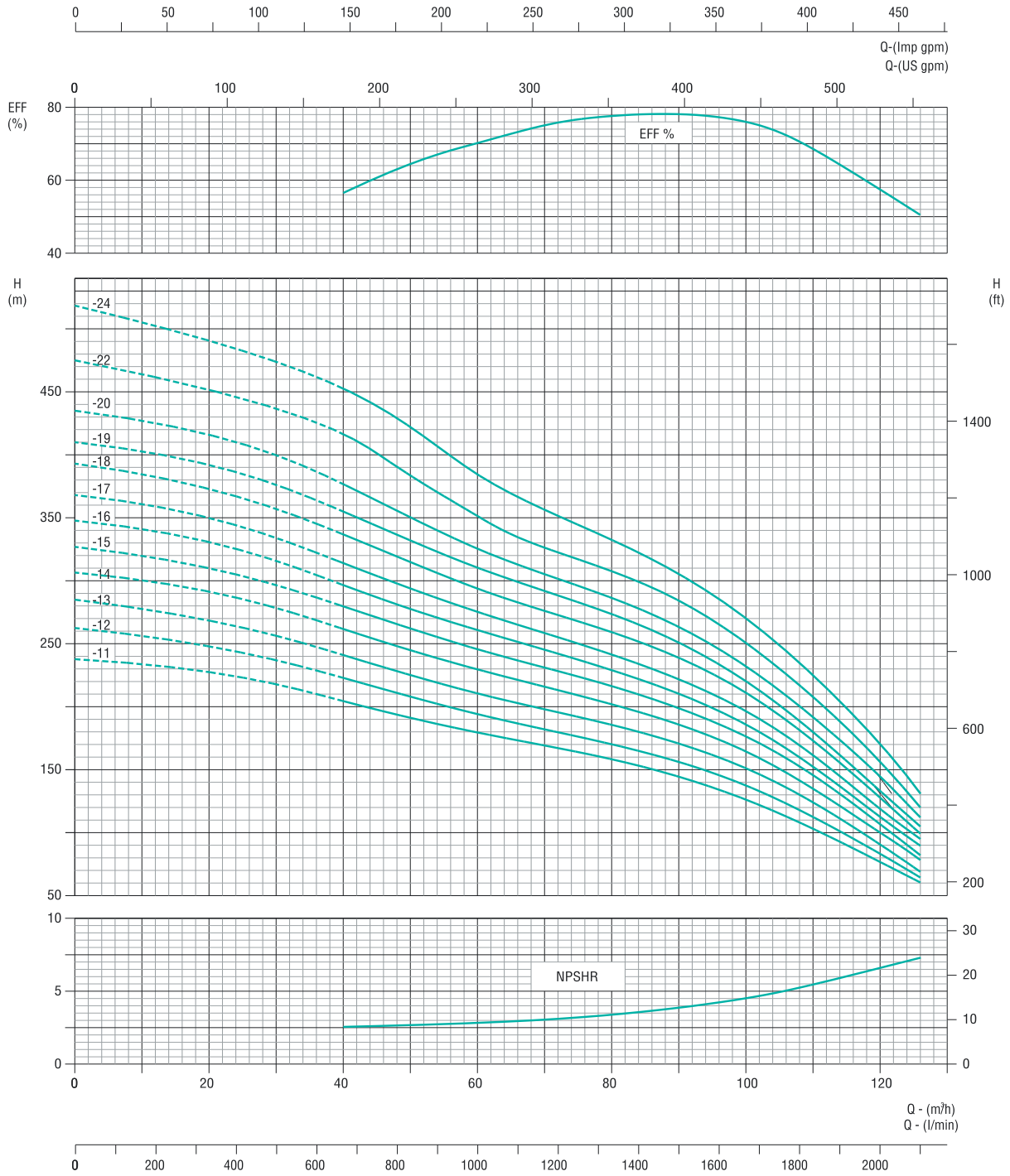

Curve tolerance according to ISO 9906:2012, Grade 3B

PERFORMANCE DATA

TS / TN / 904L SERIES › 8" › 95 m³/h

Model : **TS 200 - 95** Outlet Size : **4" / 5"** **2900 rpm**

Pump Model	Power		lpm	0	333.2	666.4	1000	1333.2	1666	2000	2100
	kW	HP	m³/h	0	20	40	60	80	100	120	126
TS 200-95-11	55	75	TOTAL DYNAMIC HEAD IN METRES	237.5	227.5	204.5	179.5	158	126.5	77	60.5
TS 200-95-12	55	75		262.5	248	222	194.5	170	137.5	83	64
TS 200-95-13	55	75		285	268	241.5	210.5	185.5	151	90.5	69
TS 200-95-14	63	85		306	291	262	229.5	202	164.5	100	78
TS 200-95-15	75	100		326	310	280	246	216	176	106.5	57
TS 200-95-16	75	100		347.5	331	296.5	261	229	186	112.5	89.5
TS 200-95-17	75	100		367.5	350	314	275.5	241.5	196	119	95
TS 200-95-18	93	125		393	373	336	294	259	211	128	99
TS 200-95-19	93	125		410	391.5	355	310.5	274	220	133	105
TS 200-95-20	93	125		435	416	376.5	325.5	286	231.5	145	112
TS 200-95-22-10	110	150		475	452	416.5	351	307	250	156	120
TS 200-95-24-10	130	175		518	493	454	383	335	273	170	130

* For AISI 316 replace TS with TN : Performance Data remains same.

Nett Weights & Dimensions

Pump Model	Power		Dimensions in mm		Nett Weight (kg)
	kW	HP	D	H	
TS200-95-11	55	75	188	1907	56.50
TS200-95-12	55	75	188	2036	59.70
TS200-95-13	55	75	188	2165	62.90
TS200-95-14	63	85	188	2294	66.10
TS200-95-15	75	100	188	2423	69.30
TS200-95-16	75	100	188	2552	72.50
TS200-95-17	75	100	188	2681	75.70
TS200-95-18	93	125	188	2810	78.90
TS200-95-19	93	125	188	2939	82.10
TS200-95-20	93	125	188	3068	85.50
TS 200-95-22-10	110	150	188	3326	99.40
TS 200-95-24-10	130	175	188	3584	113.40

Pump Height(H) and Weight(Kg) are approximate.

All performance data is based on rated input.

PERFORMANCE CURVES

TS / **TN** / **904L** SERIES › **10"** › **125 m³/h**

Model : **TS 250-125** Outlet Size : **5" / 6"** **2900 rpm**

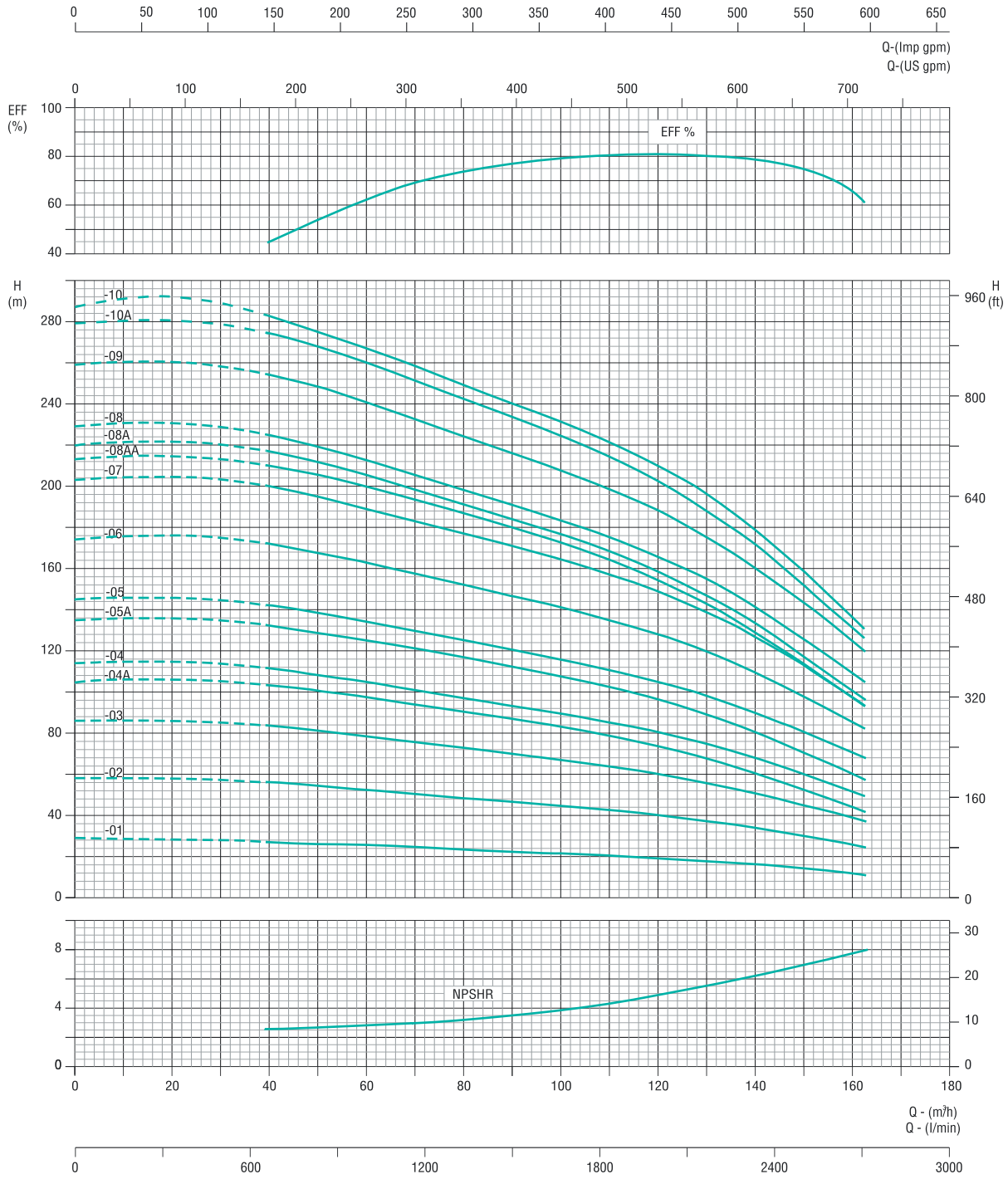

Curve tolerance according to ISO 9906:2012, Grade 3B

PERFORMANCE DATA

TS / TN / 904L SERIES › 10" › 125 m³/h

Model : **TS 250-125** Outlet Size : **5" / 6"** **2900 rpm**

Pump Model	Motor		lpm	0	832.8	1249.8	1666	2082.5	2499.6	2700
	kW	HP	m³/h	0	50	75	100	125	150	162
TS 250-125-01-6	11	15	TOTAL DYNAMIC HEAD IN METRES	29	26	24	21	18	14	12
TS 250-125-02-6	22	30		58	56	49	44	38	30	25
TS 250-125-03-6	30	40		86	81	74	66	56	45	37
TS 250-125-04A-8	37	50		105	100	92	83	70	52	43
TS 250-125-04-8	45	60		114	108	99	90	78	60	50
TS 250-125-05A-8	45	60		135	129	119	108	93	70	58
TS 250-125-05-8	55	75		144	134	127	116	102	80	68
TS 250-125-06-8	63	85		174	166	154	140	123	97	93
TS 250-125-07-8	75	100		202	194	180	164	144	114	97
TS 250-125-08AA-8	75	100		213	204	190	172	148	114	94
TS 250-125-08A-8	75	100		220	212	194	176	152	117	97
TS 250-125-08-8	75	100		228	219	202	183	160	124	106
TS 250-125-09-8	93	125		259	238	228	208	182	142	122
TS 250-125-10A-8	93	125		279	268	247	226	195	152	127
TS 250-125-10-8	93	125		287	274	254	231	204	158	132

* For AISI 316 replace TS with TN : Performance Data remains same.

Nett Weights & Dimensions

Pump Model	Power		Dimensions in mm		Nett Weight (kg)
	kW	HP	D	H	
TS250-125-01-6	11	15	225	644	29.95
TS250-125-02-6	22	30	225	798	36.0
TS250-125-03-6	30	40	225	952	42.05
TS250-125-04A-8	37	50	225	1106	48.10
TS250-125-04-8	45	60	225	1106	48.10
TS250-125-05A-8	45	60	225	1260	54.15
TS250-125-05-8	55	75	225	1260	54.15
TS250-125-06-8	63	85	225	1414	60.20
TS250-125-07-8	75	100	225	1568	66.25
TS250-125-08A-8	75	100	225	1722	72.30
TS250-125-08AA-8	75	100	225	1722	72.30
TS 250-125-08-8	75	100	225	1722	72.30
TS250-125-09-8	93	125	225	1876	78.35
TS250-125-10A-8	93	125	225	2030	84.40

** A/AA denotes abridged version
All performance data is based on rated input.
Single / Double cable guards are available, kindly specify the preference while placing order.

PERFORMANCE CURVES

TS / **TN** / **904L** SERIES › **10"** › **125 m³/h**

Model : **TS 250-125** Outlet Size : **5" / 6"** **2900 rpm**

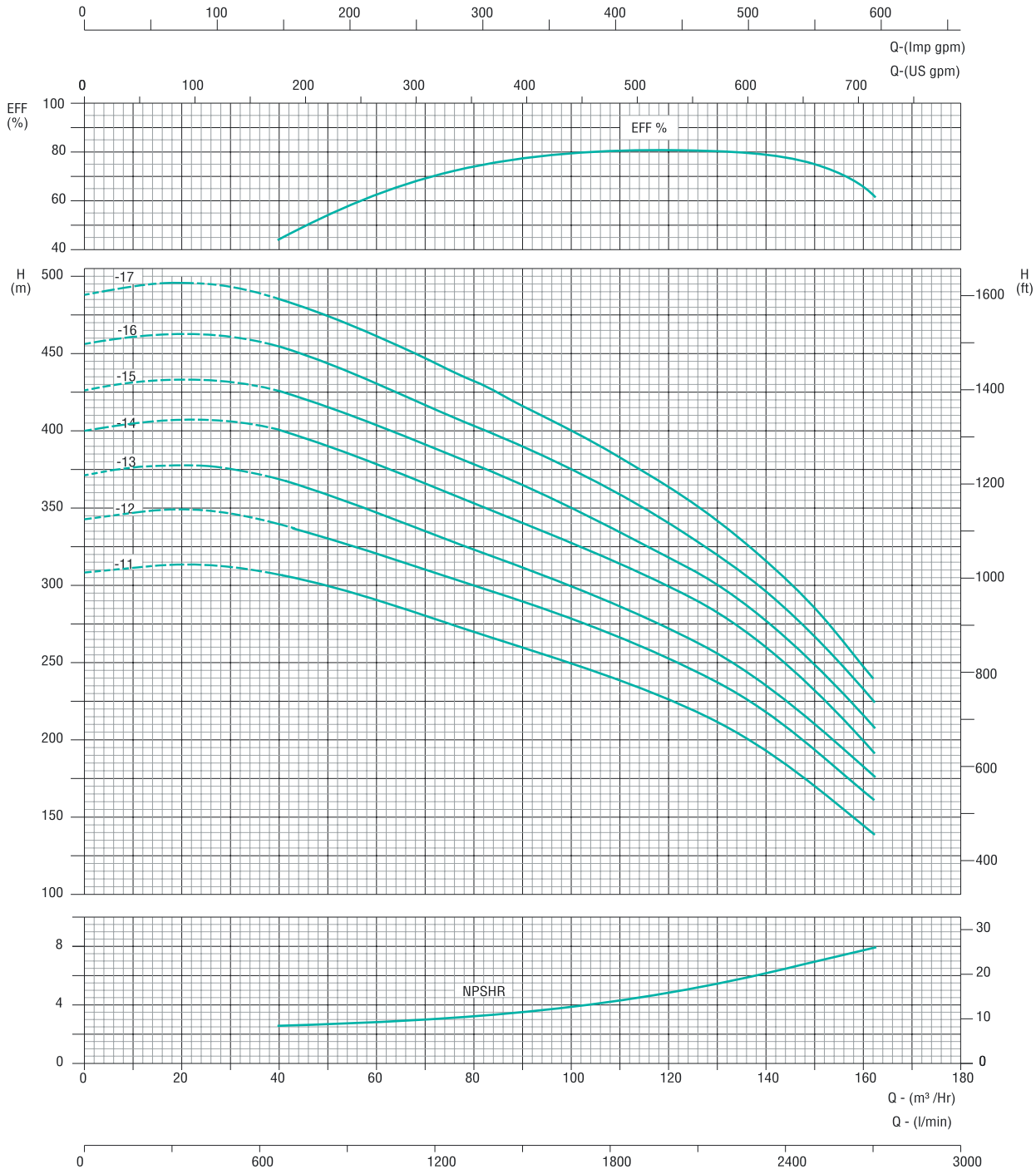

Curve tolerance according to ISO 9906:2012, Grade 3B

PERFORMANCE DATA

TS / TN / 904L SERIES › 10" › 125 m³/h

Model : **TS 250-125** Outlet Size : **5" / 6"** **2900 rpm**

Pump Model	Motor		lpm	0	832.8	1249.8	1666	2082.5	2499.6	2700
	kW	HP	m³/h	0	50	75	100	125	150	162
TS 250-125-11	110	150	TOTAL DYNAMIC HEAD IN METRES	308	300	274	249	219	170	140
TS 250-125-12	132	175		343	330	305	278	246	192	162
TS 250-125-13	132	175		372	360	328	299	264	210	177
TS 250-125-14	150	200		400	390	360	328	292	232	192
TS 250-125-15	150	200		426	416	384	351	310	248	209
TS 250-125-16	170	225		456	443	410	376	330	265	225
TS 250-125-17	170	225		488	473	440	400	352	286	240

* For AISI 316 replace TS with TN : Performance Data remains same.

Nett Weights & Dimensions

Pump Model	Power		Dimensions in mm		Nett Weight (kg)
	kW	HP	D	H	
TS 250-125-11	110	150	225	2184	90.45
TS 250-125-12	132	175	225	2338	96.5
TS 250-125-13	132	175	225	2492	102.55
TS 250-125-14	150	200	225	2646	108.6
TS 250-125-15	150	200	225	2800	114.65
TS 250-125-16	170	225	225	2954	120.7
TS 250-125-17	170	225	225	3108	126.75

** A/AA denotes abridged version
All performance data is based on rated input.
Single / Double cable guards are available, kindly specify the preference while placing order.

PERFORMANCE CURVES

TS / **TN** / **904L** SERIES › **10"** › **160 m³/h**

Model : **TS 250-160** Outlet Size : **6"** **2900 rpm**

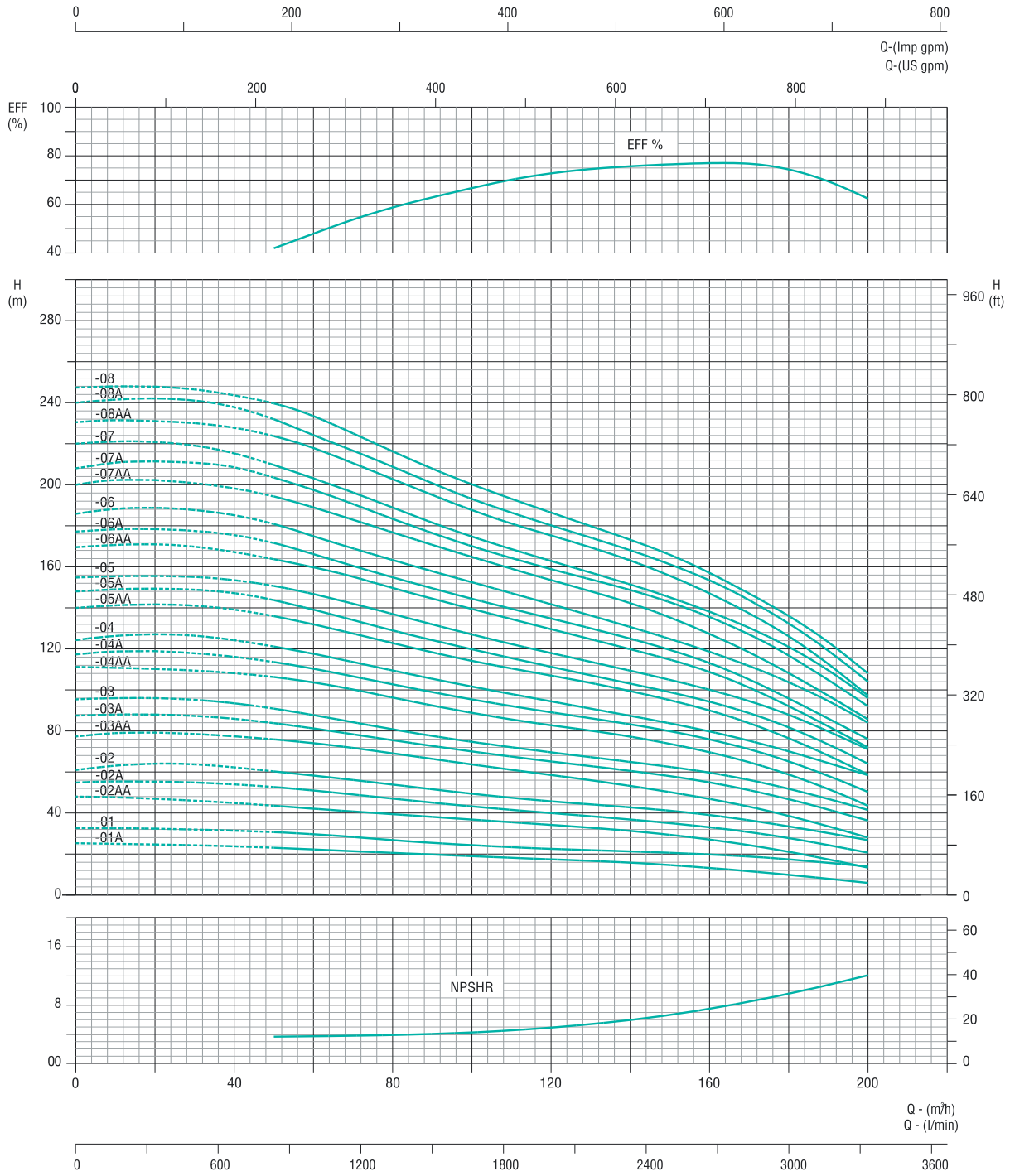

Curve tolerance according to ISO 9906:2012, Grade 3B

PERFORMANCE DATA

TS / TN / 904L SERIES › 10" › 160 m³/h

Model : **TS 250-160** Outlet Size : **6"** **2900 rpm**

Pump Model	Motor		lpm	0	833.4	1333	2000	2666	3332
	kW	HP	m³/h	0	50	80	120	160	200
TS 250-160-01A-6	9.3	12.5	TOTAL DYNAMIC HEAD IN METRES	25	22	20.5	17	13	6
TS 250-160-01-6	13	17.5		33	30	26.5	23	20	14.5
TS 250-160-02AA-6	18.5	25		48	44	39	34	27	14
TS 250-160-02A-6	22	30		55	52	47	40	33	20.5
TS 250-160-02-6	26	35		61	60	54	46	39	27
TS 250-160-03AA-6	30	40		77	75	69	59	47	28
TS 250-160-03A-8	37	50		87.5	84	76	65	55	36
TS 250-160-03-8	37	50		95.5	91	80.5	70	60	41
TS 250-160-04AA-8	45	60		111	106	96	83	70	44
TS 250-160-04A-8	45	60		117	114	103	88.5	76	50
TS 250-160-04-8	55	75		124.5	120	110	95	80	59
TS 250-160-05AA-8	55	75		140	183	123	107	90	59.5
TS 250-160-05A-8	55	75		148	144	129	111	95	64
TS 250-160-05-8	63	85		155	150	136.5	118	100	71
TS 250-160-06AA-8	63	85		169	163	150	129	108.5	72
TS 250-160-06A-8	75	100		177	170	155	135	113	76
TS 250-160-06-8	75	100		186	180	165	142	119	84
TS 250-160-07AA-8	75	100		200	193	177	153	127	86
TS 250-160-07A-8	93	125		208	203	184	159	136	92
TS 250-160-07-8	93	125		220	209	188.5	163	138	96
TS 250-160-08AA-8	93	125		230	223	203	175	147	97
TS 250-160-08A-8	93	125		240	231	209	180	153	104
TS 250-160-08-8	93	125		247.5	239	216	188.5	156.5	108

* For AISI 316 replace TS with TN : Performance Data remains same.

Nett Weights & Dimensions

Pump Model	Power		Dimensions in mm		Nett Weight (kg)
	kW	HP	D	H	
TS 250-160-01A-6	9.3	12.5	225	646	29.5
TS 250-160/01-6	13	18.5	225	646	29.5
TS 250-160/02AA-6	18.5	25	225	802	35.6
TS 250-160/02A-6	22	30	225	802	35.6
TS 250-160/02-6	26	35	225	802	35.6
TS 250-160/03AA-6	30	40	225	958	42.3
TS 250-160/03A-8	37	50	225	958	42.3
TS 250-160/03-8	37	50	225	958	42.3
TS 250-160/04AA-8	45	60	225	1114	49
TS 250-160/04A-8	45	60	225	1114	49
TS 250-160/04-8	55	75	225	1114	49
TS 250-160/05AA-8	55	75	225	1270	55.7
TS 250-160/05A-8	55	75	225	1270	55.7
TS 250-160/05-8	63	85	225	1270	55.7
TS 250-160/06AA-8	63	85	225	1426	62.4
TS 250-160/06A-8	75	100	225	1426	62.4
TS 250-160/06-8	75	100	225	1426	62.4
TS 250-160/07AA-8	75	100	225	1582	69
TS 250-160/07A-8	93	125	225	1582	69
TS 250-160/07-8	93	125	225	1582	69
TS 250-160/08AA-8	93	125	225	1738	75.7
TS 250-160/08A-8	93	125	225	1738	75.7
TS 250-160/08-8	93	125	225	1738	75.7

** A/AA denotes abridged version
All performance data is based on rated input.
Single / Double cable guards are available, kindly specify the preference while placing order.

PERFORMANCE CURVES

TS / **TN** / **904L** SERIES › **10"** › **160 m³/h**

Model : **TS 250-160** Outlet Size : **6"** **2900 rpm**

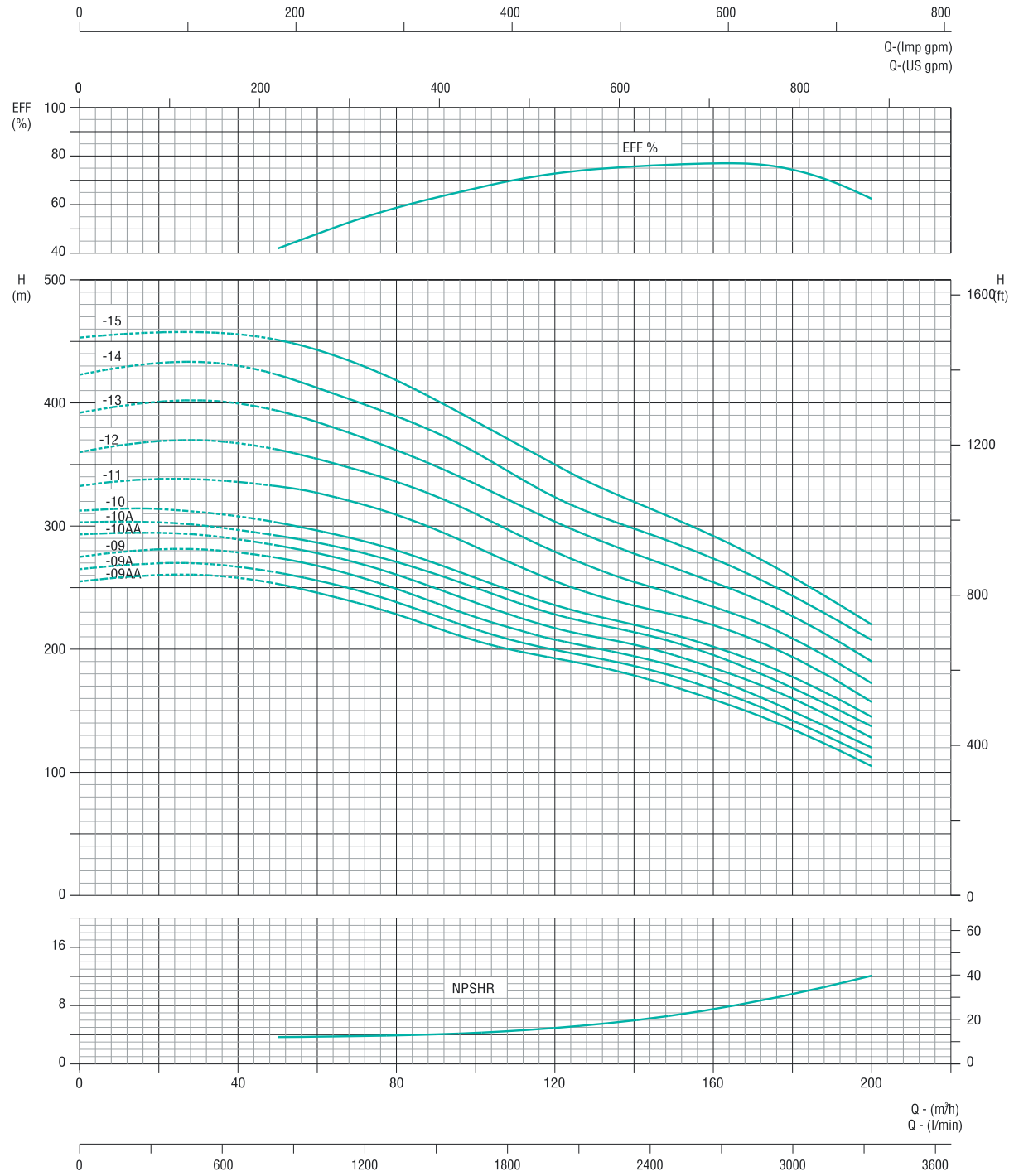

Curve tolerance according to ISO 9906:2012, Grade 3B

PERFORMANCE DATA

TS / TN / 904L SERIES › 10" › 160 m³/h

Model : **TS 250-160** Outlet Size : **6"** **2900 rpm**

Pump Model	Motor		lpm	0	833.4	1333	2000	2666	3332
	kW	HP	m³/h	0	50	80	120	160	200
TS 250-160-09AA	110	150	TOTAL DYNAMIC HEAD IN METRES	255	251	229	193	160	105
TS 250-160-09A	110	150		265	263	238	200	167	112
TS 250-160-09	110	150		275	273	249	207	176	120
TS 250-160-10AA	110	150		294	283	260	218	185	178
TS 250-160-10A	132	175		304	289	270	228	195	138
TS 250-160-10	132	175		310	300	280	233	200	140
TS 250-160-11	132	175		333	328	309	255	220	156
TS 250-160-12	150	200		360	358	338	279	235	173
TS 250-160-13	170	225		392	389	362	304	255	190
TS 250-160-14	170	225		423	418	389	324	274	208
TS 250-160-15	187	250		453	450	419	350	292	220

* For AISI 316 replace TS with TN : Performance Data remains same.

Nett Weights & Dimensions

Pump Model	Power		Dimensions in mm		Nett Weight (kg)
	kW	HP	D	H	
TS 250-160/09AA	110	150	225	1894	82.4
TS 250-160/09A	110	150	225	1894	82.4
TS 250-160/09	110	150	225	1894	82.4
TS 250-160/10AA	110	150	225	2050	89.1
TS 250-160/10A	132	175	225	2050	89.1
TS 250-160/10	132	175	225	2050	89.1
TS 250-160/11	132	175	225	2206	95.8
TS 250-160/12	150	200	225	2362	102.4
TS 250-160/13	170	225	225	2518	109.1
TS 250-160/14	170	225	225	2674	115.8
TS 250-160/15	187	250	225	2830	122.5

** A/AA denotes abridged version
All performance data is based on rated input.
Single / Double cable guards are available, kindly specify the preference while placing order.

PERFORMANCE CURVES

TS / **TN** / **904L** SERIES › **10"** › **215 m³/h**

Model : **TS 250-215** Outlet Size : **6"** **2900 rpm**

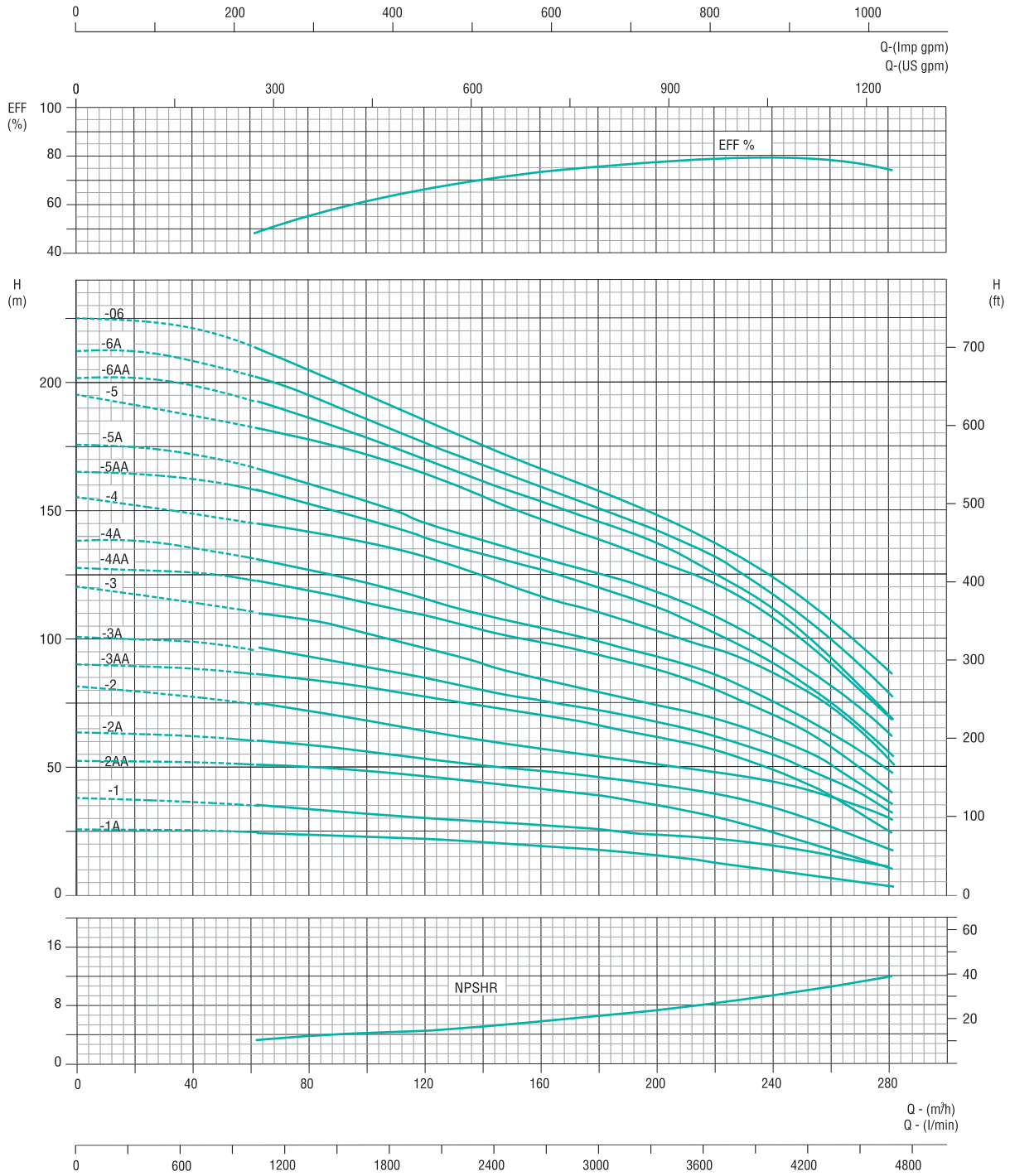

Curve tolerance according to ISO 9906:2012, Grade 3B

PERFORMANCE DATA

TS / TN / 904L SERIES › 10" › 215 m³/h

Model : **TS 250-215** Outlet Size : **6"** **2900 rpm**

Pump Model	Power		lpm	0	833.4	1666.8	2500.2	3332	3582	4165	4665
	kW	HP	m³/h	0	50	100	150	200	215	250	280
TS250-215-01A-6	15	20	TOTAL DYNAMIC HEAD IN METRES	26	25	23	19	15	13	7	4
TS250-215-01-6	18.5	25		38	36	32	27	23.5	22	16.5	10.5
TS250-215-02AA-6	30	40		53	52	49	42	35	31	21	11
TS250-215-02A-8	37	50		64	61	55	49	42	40	30	18
TS250-215-02-8	45	60		82	76	68	58	50	48	41	29.5
TS250-215-03AA-8	55	75		90	88	80	71	61	58	43	24
TS250-215-03A-8	55	75		101	97	88	76	6	63	49	33
TS250-215-03-8	63	85		120	112	102	87	74	70	56	32
TS250-215-04AA-8	75	100		127	125	114	101	86	81	64	40
TS250-215-04A-8	75	100		138	134	121	106	92	87	70	48
TS250-215-04-8	75	100		156	147	137	120	102	97	80	52
TS250-215-05AA-8	93	125		165	161	146	129	111	105	83	55
TS250-215-05A-8	93	125		175	170	153	134	118	110	89	63
TS250-215-05-8	93	125		196	185	170	150	128	123	100	69
TS250-215-06AA	110	150		201	196	173	156	136	128	101	70
TS250-215-06A	110	150		212	206	185	163	141	134	109	78
TS250-215-06	110	150		225	218	195	170	148	140	115	86

* For AISI 316 replace TS with TN : Performance Data remains same.

Nett Weights & Dimensions

Pump Model	Power		Dimensions in mm		Nett Weight (kg)
	kW	HP	D	H	
TS 250-215/01A-6	15	20	255	793.6	53.6
TS 250-215/01-6	18.5	25	255	793.6	53.6
TS250-215/2AA-6	30	40	255	969.6	66.0
TS 250-215/02A-8	37	50	255	969.6	66.0
TS 250-215/02-8	45	60	255	969.6	66.0
TS 250-215/3AA-8	55	75	255	1145.6	78.6
TS 250-215/03A-8	55	75	255	1145.6	78.6
TS 250-215/03-8	63	85	255	1145.6	78.6
TS 250-215/04AA-8	75	100	255	1321.6	91.0
TS 250-215/04A-8	75	100	255	1321.6	91.0
TS 250-215/04-8	75	100	255	1321.6	91.0
TS 250-215/05AA-8	93	125	255	1497.6	103.6
TS 250-215/05A-8	93	125	255	1497.6	103.6
TS 250-215/05-8	93	125	255	1497.6	103.6
TS 250-215/06AA	110	150	255	1673.6	116.0
TS 250-215/06A	110	150	255	1673.6	116.0
TS 250-215/06	110	150	255	1673.6	116.0

** A/AA denotes abridged version
All performance data is based on rated input.
Single / Double cable guards are available, kindly specify the preference while placing order.

PERFORMANCE CURVES

TS / **TN** / **904L** SERIES › **10"** › **215 m³/h**

Model : **TS 250-215** Outlet Size : **6"** **2900 rpm**

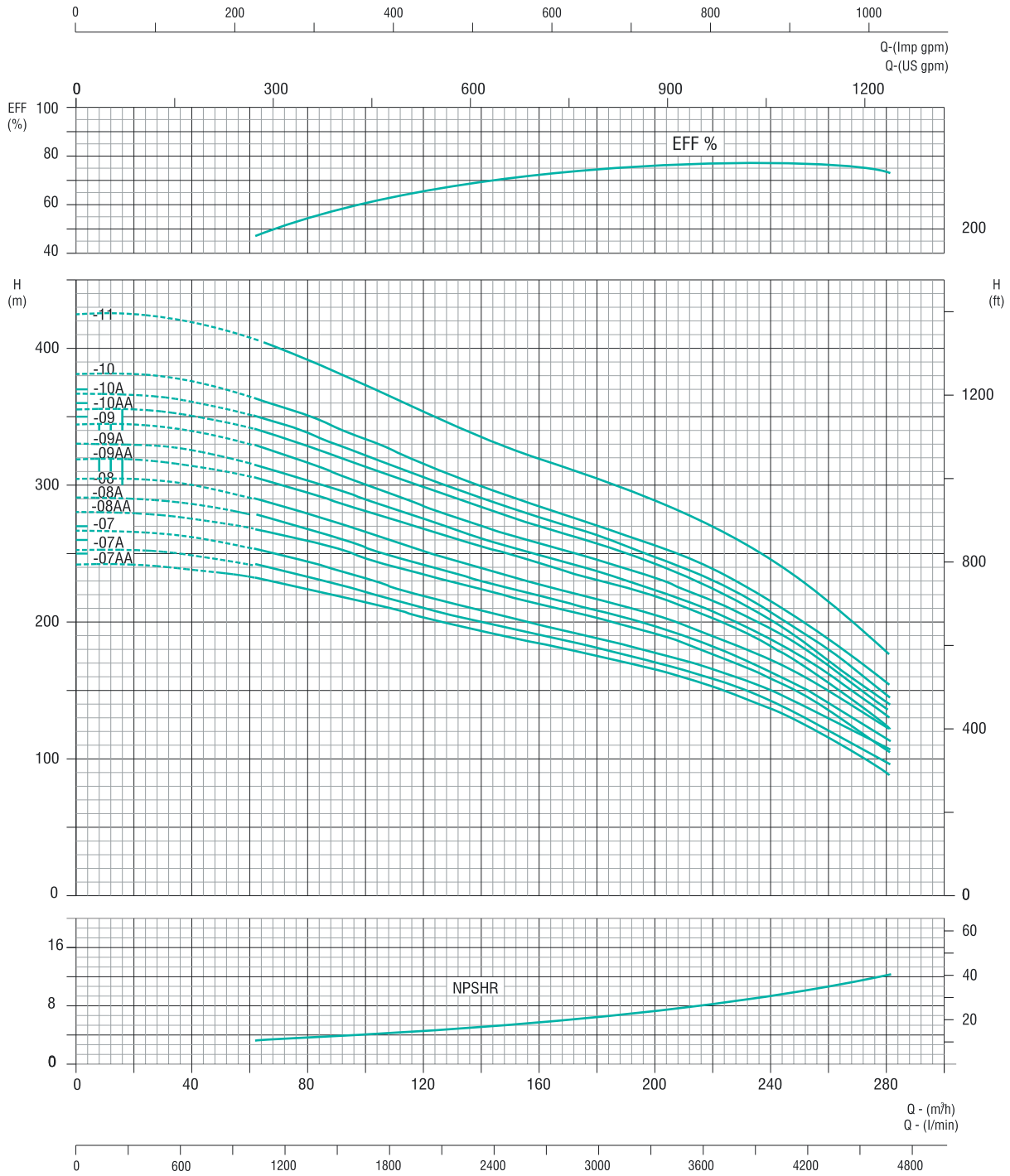

Curve tolerance according to ISO 9906:2012, Grade 3B

PERFORMANCE DATA

TS / TN / 904L SERIES › 10" › 215 m³/h

Model : **TS 250-215** Outlet Size : **6"** **2900 rpm**

Pump Model	Power		lpm	0	833.4	1666.8	2500.2	3332	3582	4165	4665
	kW	HP	m³/h	0	50	100	150	200	215	250	280
TS250-215-07AA	130	175	TOTAL DYNAMIC HEAD IN METRES	242	236	213	189	165	156	126	90
TS250-215-07A	130	175		252	246	222	195	171	162	133	99
TS250-215-07	130	175		267	258	231	203	178	169	140	107
TS250-215-08AA	150	200		281	273	246	218	191	181	148	106
TS250-215-08A	150	200		286	282	255	225	197	186	153	114
TS250-215-08	150	200		308	295	266	232	204	194	161	124
TS250-215-09AA	170	225		319	311	282	249	218	206	169	124
TS250-215-09A	170	225		330	321	290	255	224	213	175	132
TS250-215-09	170	225		344	335	300	263	231	219	183	140
TS250-215-10AA	187	250		355	346	313	277	242	230	183	138
TS250-215-10A	187	250		367	356	321	283	248	235	195	146
TS250-215-10	187	250		381	370	333	291	256	245	201	156
TS250-215-11	220	300		425	414	371	327	290	275	230	179

* For AISI 316 replace TS with TN : Performance Data remains same.

Nett Weights & Dimensions

Pump Model	Power		Dimensions in mm		Nett Weight (kg)
	kW	HP	D	H	
TS 250-215/07AA	130	175	255	1849.6	128.6
TS 250-215/07A	130	175	255	1849.6	128.6
TS 250-215/07	130	175	255	1849.6	128.6
TS 250-215/08AA	150	200	255	2025.6	141.0
TS 250-215/08A	150	200	255	2025.6	141.0
TS 250-215/08	150	200	255	2025.6	141.0
TS 250-215/09AA	170	225	255	2201.6	153.6
TS 250-215/09A	170	225	255	2201.6	153.6
TS 250-215/09	170	225	255	2201.6	153.6
TS 250-215/10AA	187	250	255	2377.6	166.0
TS 250-215/10A	187	250	255	2377.6	166.0
TS 250-215/10	187	250	255	2377.6	166.0
TS 250-215/11	220	300	255	2553.6	178.6

** A/AA denotes abridged version
All performance data is based on rated input.
Single / Double cable guards are available, kindly specify the preference while placing order.

TP Series

TV Series



TP / **TV** SERIES

GENERAL DATA

THERMOPLASTIC SUBMERSIBLE PUMPS › **TP** / **TV** SERIES

Construction Thermoplastic submersible pumps are ingeniously designed and developed employing latest engineering softwares, high-tech machinery, tools and cutting edge of pumping technology to deliver the best possible hydraulic efficiency. The integrated and most modern quality assurance systems used at every stage of the production and flawless workmanship ensure sustained and consistent operation.

All these submersible pumps are multistage single suction centrifugal type and provide with integral check-valve and NEMA standard coupling. These pumps are available with impeller & diffuser made up of corrosive resistant thermoplastic and the shaft is made of AISI 304. The integral check valve prevent back flow and reduces the risk of water hammer which paves the way for trouble free performance. The suction screen is designed with utmost care so as not to reduce the inflow of water and at the same time to prevent damage to the pump and clogging due to the entry of sand and other foreign particles.

Applications
Public water supply
Fountains
Irrigation
Pressure booster systems
Industrial & Private water supply systems
Air-conditioning equipments
Sprinkler systems and Mining water plants
Farming
Water plants
Laboratories

Features
Tried and trusted
Highly efficient
Wide head and flow range with numerous models
Good sand resistance capacity, integral check valve
Corrosion free parts for hygiene
Low wear and tear
perfectly and aesthetically designed and easily serviceable.

The company reserves the right to modify the technical specifications and illustrations without prior notice.

GENERAL DATA

Pumped Liquids

Non-aggressive, non explosive, Pure, cold, Fresh water without abrasives particles having the following characteristics.

a) pH	6.5 to 8.5
b) Turbidity	50 ppm silica scale (max.)
c) Viscosity	1.75x10m^2/sec^2(max.)
d) Hardness (Drinking Water)	300 (max.)
e) Specific gravity	1.004 (max.)
f) Allowable solids	3000 ppm (max.)
g) Chlorine ion density	500 ppm (max.)
h) Permissible amount of sand	100 g/m^3(max.)
I) Temperature	38°C (max.)

Pump Operating Limitations		TP / TV Series
Nominal Diameter		**4"**
Power Range		0.37 kW to 7.5 kW
Speed		2900 rpm
Flow Range	lpm	12 - 400
	m^3/h	0.75 - 24
Max Recommended Head	ft	13 - 820
	m	4 - 250
Delivery size in mm		32, 40 & 50
Max. Operating Pressure		2.62 Mpa (26.2 bar)
Horizontal Installation		30°angle

Model Classification › BOREHOLE SUBMERSIBLE PUMPS

Material Specifications

TP = AISI 304 Casing (Tube), Plastic Diffuser, Plastic Impeller & other AISI 304

TV = AISI 304 Casing (Tube), Plastic Diffuser, Plastic Impeller, Plastic Suction Inter-connector & Plastic NRV

Pump Nominal Diameter (mm)
(**100** = 4")

Nominal Flow in m^3/hr
(Actual Value to be mentioned.
1 = 1, **2** = 2, **3** = 3, **14** = 14,
18 = 18)

Number of Impellers

Motor Nominal Diameter
(This digit will be applicable only when the pump is suitable for lesser dia motor.)

GENERAL DATA

Quick Selection › TP / TV Series › Version TP / TV › 4"

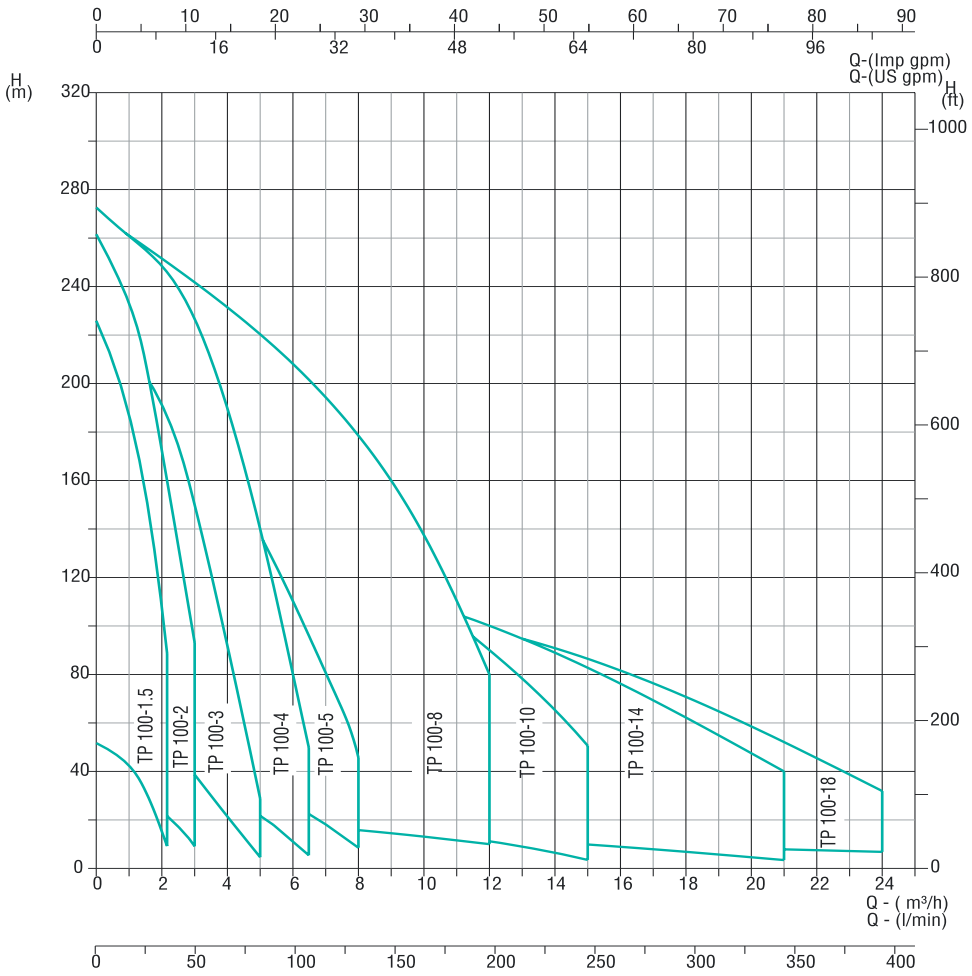

Curve tolerance according to ISO 9906:2012, Grade 3B

Performance Curve Conditions

a.	The Performance curves show pump performance of the pump at rated speed and voltage. (2900 rpm)	e.	The head and discharge are inclusive of check valve and suction inter-connector losses at the actual speed.
b.	The measurements were made with airless water at 20°C. For pumping liquids with a density higher than that of water, motors with correspondingly higher outputs must be used.	f.	Efficiency curve: ("EFF%") shows pump stage efficiency.
		g.	Curve tolerance according to ISO : 9906, Annex-A.
c.	Pipe friction losses have not been included in the performance curves and performance data.	h.	The performance are at rated voltage and are only Indicative. Actual discharge depends on availability of water in well, based on strength of water source, height of water column, submergence of pump, etc.,
d.	The bold curves indicate the recommended performance range.	i.	The given performance are for a specific materials of construction of pumps.

CONSTRUCTIONAL DATA

1 - 5 m³/h

4" › **TP / TV Series** › **Version TP / TV** › Constructional Data of Radial Flow Pump

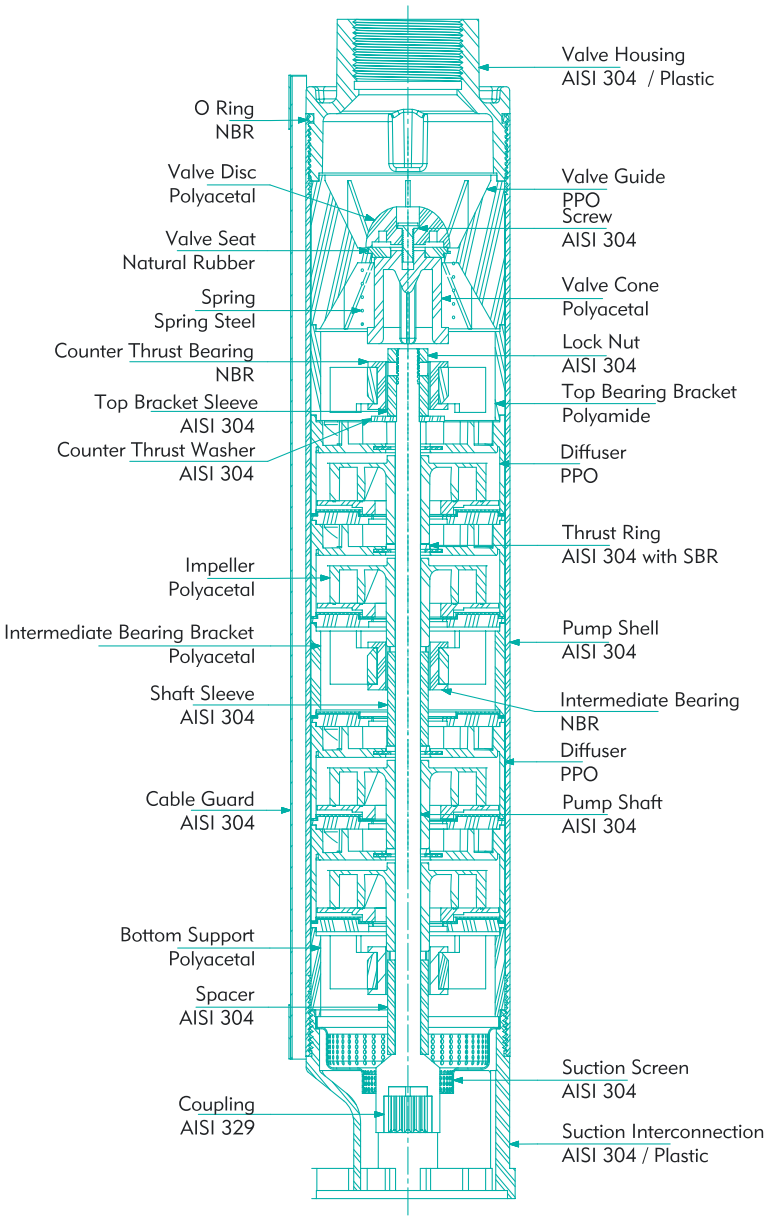

NEMA mounting dimensions.

CONSTRUCTIONAL DATA

10 m³/h

4" › **TP / TV Series** › **Version TP / TV** › Constructional Data of Radial Flow Pump

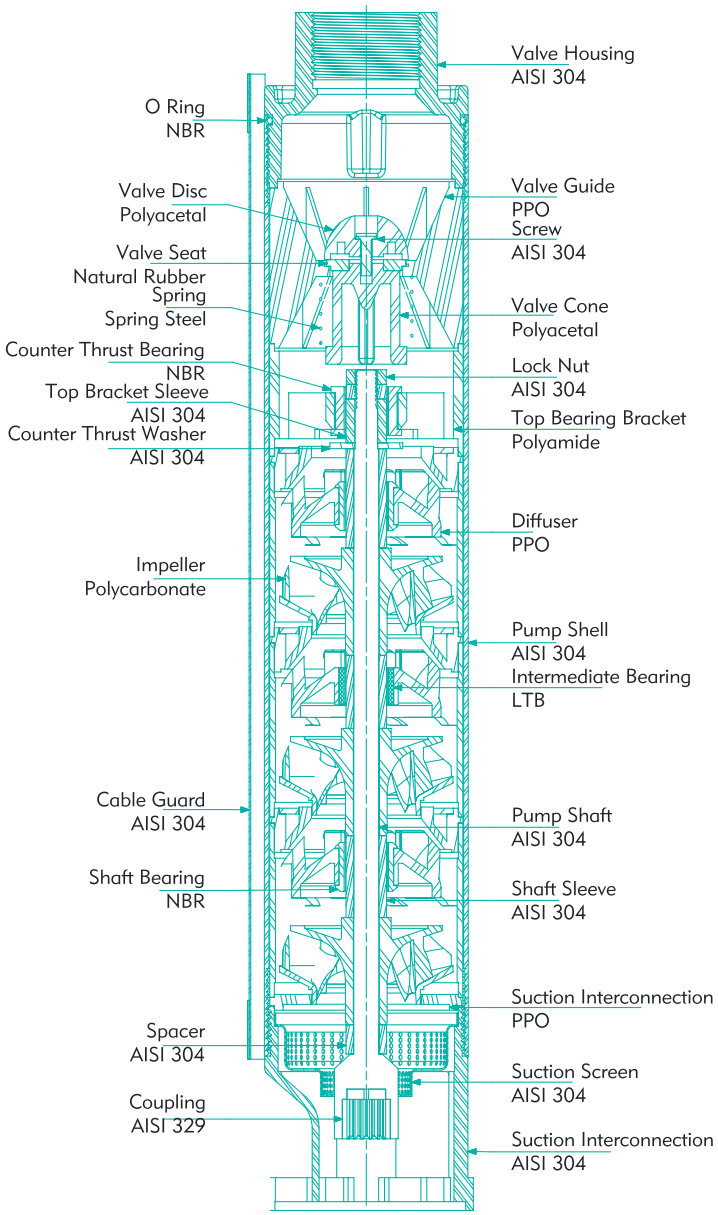

NEMA mounting dimensions.

CONSTRUCTIONAL DATA

14 / 18 m³/h

4" › **TP / TV Series** › **Version TP / TV** › Constructional Data of Mixed Flow Pump

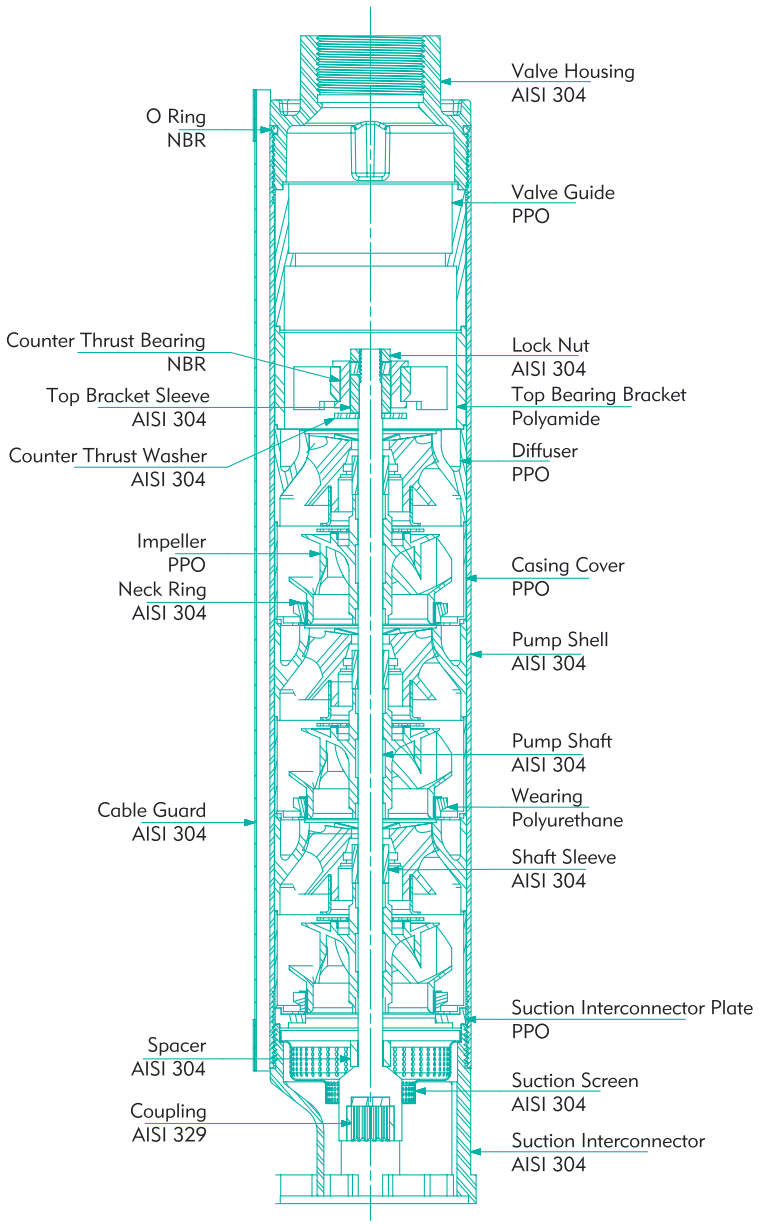

NEMA mounting dimensions.

PERFORMANCE CURVES

TP SERIES › **4"** › **1.5 m³/h**

Model : **TP 100 - 1.5** Outlet Size : **1¼"** **2900 rpm**

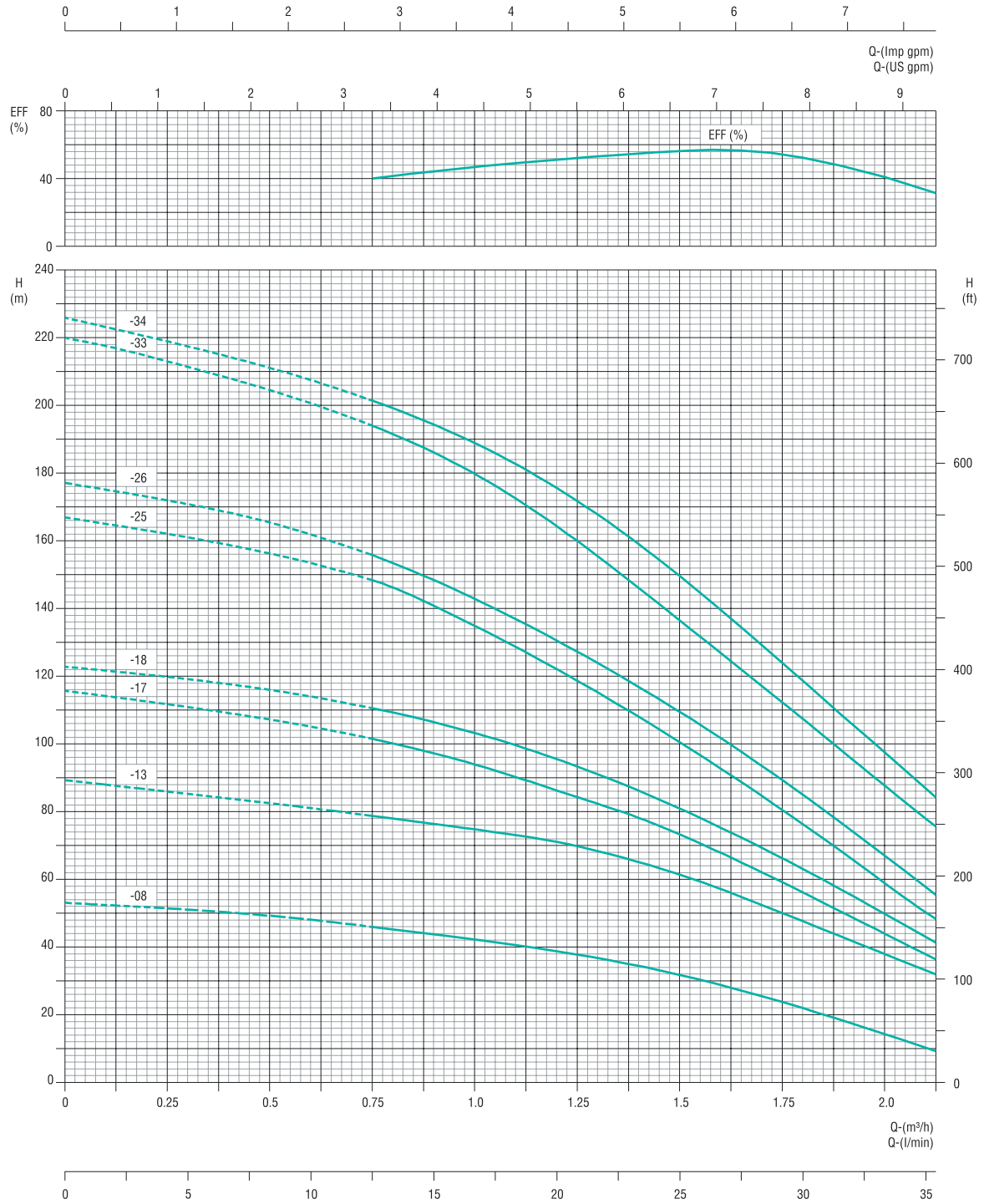

Curve tolerance according to ISO 9906:2012, Grade 3B

PERFORMANCE DATA

TP SERIES › 4" › 1.5 m³/h

Model : **TP 100 - 1.5** Outlet Size : **1¼"** **2900 rpm**

Pump Model	Power		lpm	0	12.5	16.6	20.8	25	29.1	33.3
	kW	HP	m³/h	0	0.75	1	1.25	1.50	1.75	2
TP100-1.5-08	0.37	0.5	TOTAL DYNAMIC HEAD IN METRES	54	46	42	38	32	24	15
TP100-1.5-13	0.55	0.75		89	78	75	70	61	50	38
TP100-1.5-17	0.75	1.0		116	101	94	84	73	59	43
TP100-1.5-18	0.75	1.0		122	111	102	93	81	67	49
TP100-1.5-25	1.1	1.5		166	148	135	118	101	81	59
TP100-1.5-26	1.1	1.5		177	156	143	127	109	89	68
TP100-1.5-33	1.5	2.0		220	199	179	160	136	112	88
TP100-1.5-34	1.5	2.0		226	202	188	172	149	124	98

Nett Weights & Dimensions

Pump Model	Power		Dimensions in mm		Nett Weight (kg)
	kW	HP	D	H	
TP100-1.5-08	0.37	0.5	98	414	3.10
TP100-1.5-13	0.55	0.75	98	524	4.00
TP100-1.5-17	0.75	1.0	98	654	6.20
TP100-1.5-18	0.75	1.0	98	679	6.75
TP100-1.5-25	1.1	1.5	98	860	8.00
TP100-1.5-26	1.1	1.5	98	882	8.25
TP100-1.5-33	1.5	2.0	98	1036	10.00
TP100-1.5-34	1.5	2.0	98	1058	10.20



Pump Height(H) and Weight(Kg) are approximate.

All performance data is based on rated input.

PERFORMANCE CURVES

TP / **TV** SERIES › **4"** › **2 m³/h**

Model : **TP 100 - 2** Outlet Size : **1¼"** **2900 rpm**

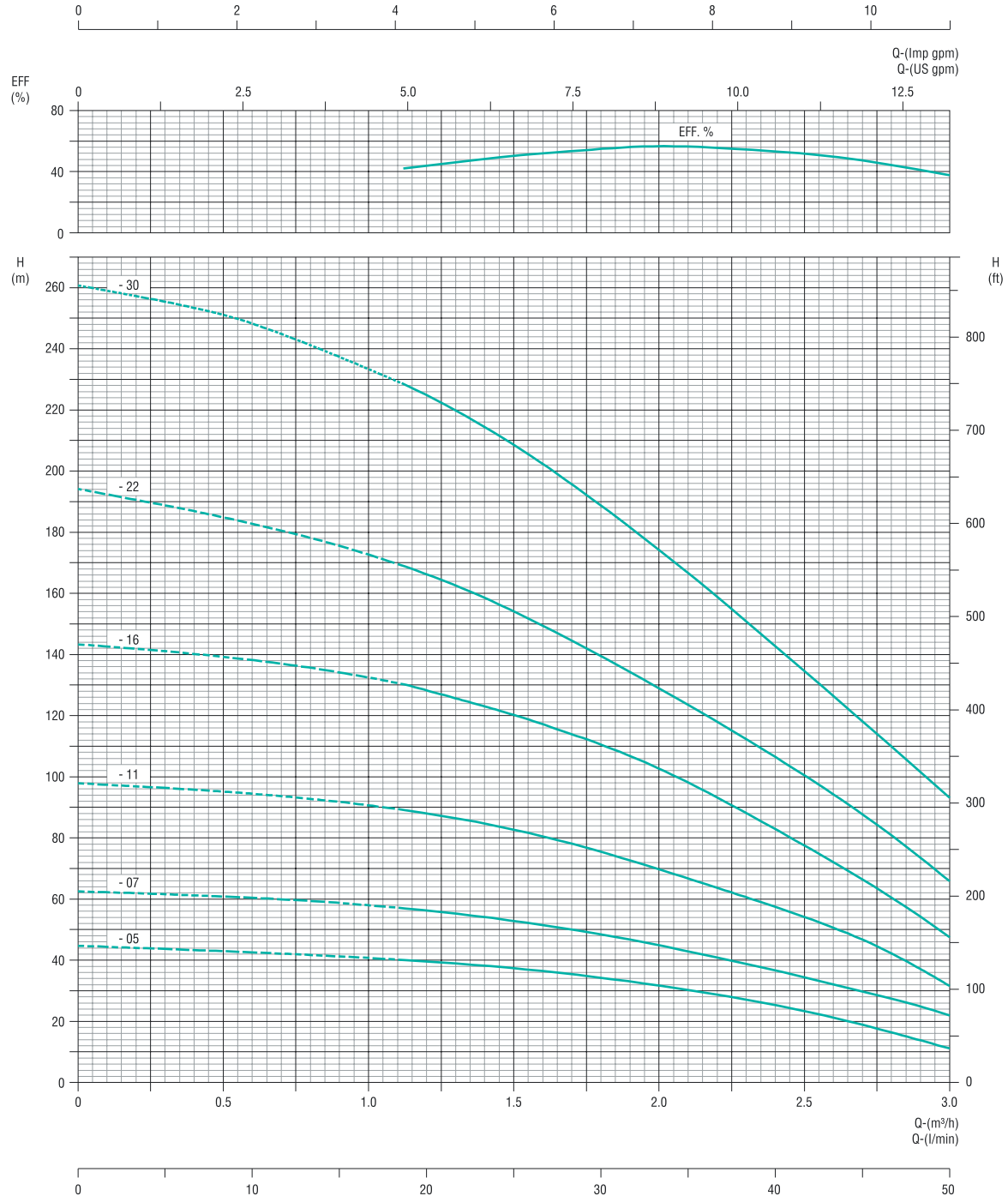

Curve tolerance according to ISO 9906:2012, Grade 3B

PERFORMANCE DATA

TP / TV SERIES 〉 4" 〉 2 m³/h

Model : **TP 100 - 2** Outlet Size : **1¼"** **2900 rpm**

Pump Model	Power		lpm	0	16.6	25	33.3	41.6	50
	kW	HP	m³/h	0	1	1.5	2	2.5	3
* TP100-2-05	0.37	0.5	TOTAL DYNAMIC HEAD IN METRES	44	40	38	31	25	13
* TP100-2-07	0.55	0.75		62	59	52	45	34	22
* TP100-2-11	0.75	1.0		98	90	82	70	53	35
TP100-2-16	1.1	1.5		143	131	119	100	78	48
TP100-2-22	1.5	2.0		194	172	153	129	100	65
TP100-2-30	2.2	3.0		260	232	209	172	135	92

Nett Weights & Dimensions

Pump Model	Power		Dimensions in mm		Nett Weight (kg)
	kW	HP	D	H	
* TP100-2-05	0.37	0.5	98	354	2.75
* TP100-2-07	0.55	0.75	98	400	3.00
* TP100-2-11	0.75	1.0	98	493	3.75
TP100-2-16	1.1	1.5	98	651	6.00
TP100-2-22	1.5	2.0	98	790	7.50
TP100-2-30	2.2	3.0	98	1006	9.50



Pump Height(H) and Weight(Kg) are approximate.

* Marked models are available under TV Series.

All performance data is based on rated input.

PERFORMANCE CURVES

TP / **TV** SERIES ❯ **4"** ❯ **3 m³/h**

Model : **TP 100 - 3** Outlet Size : **1¼"** **2900 rpm**

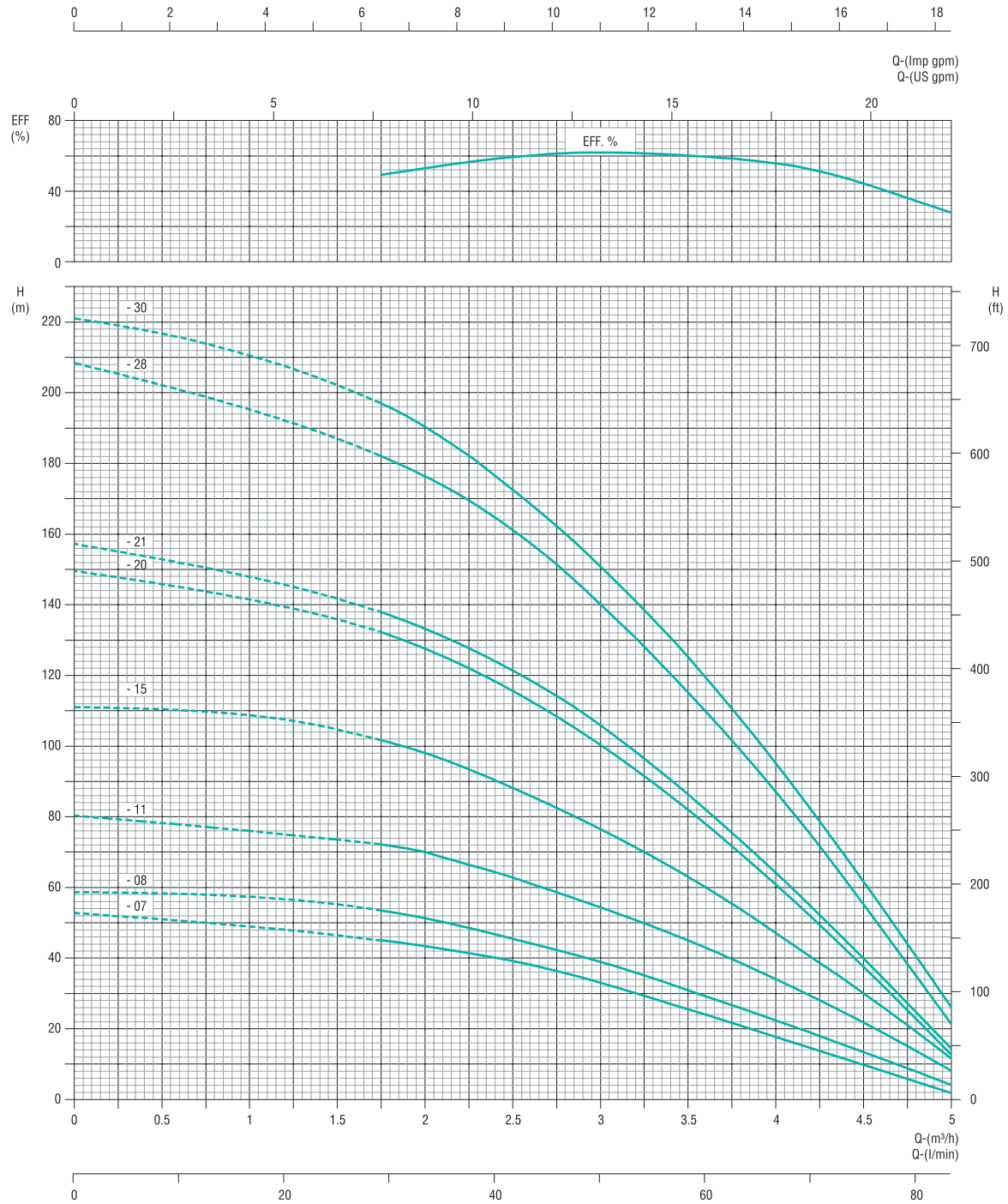

Curve tolerance according to ISO 9906:2012, Grade 3B

PERFORMANCE DATA

TP / TV SERIES › 4" › 3 m³/h

Model : **TP 100 - 3** Outlet Size : **1¼"** **2900 rpm**

Pump Model	Power		lpm	0	33.3	41.6	50	58.3	66.6	75
	kW	HP	m³/h	0	2	2.5	3	3.5	4	4.5
*TP100-3-07	0.55	0.75	TOTAL DYNAMIC HEAD IN METRES	52	42	38	33	26	18	10
*TP100-3-08	0.55	0.75		59	52	45	39	31	22	13
*TP100-3-11	0.75	1.0		80	70	62	54	45	34	22
TP100-3-15	1.1	1.5		111	98	88	77	63	48	30
TP100-3-20	1.5	2.0		150	128	116	101	82	61	38
TP100-3-21	1.5	2.0		157	133	121	107	86	63	40
TP100-3-28	2.2	3.0		208	177	161	141	115	88	55
TP100-3-30	2.2	3.0		221	190	172	151	125	96	62

Nett Weights & Dimensions

Pump Model	Power		Dimensions in mm		Nett Weight (kg)
	kW	HP	D	H	
* TP100-3-07	0.55	0.75	98	426	2.50
* TP100-3-08	0.55	0.75	98	453	2.75
* TP100-3-11	0.75	1.0	98	533	3.75
TP100-3-15	1.1	1.5	98	671	5.25
TP100-3-20	1.5	2.0	98	818	7.00
TP100-3-21	1.5	2.0	98	844	7.25
TP100-3-28	2.2	3.0	98	1063	10.00
TP100-3-30	2.2	3.0	98	1117	10.30



Pump Height(H) and Weight(Kg) are approximate.

* Marked models are available under TV Series.

All performance data is based on rated input.

PERFORMANCE CURVES

TP / **TV** SERIES ❯ **4"** ❯ **4 m³/h**

Model : **TP 100 - 4** Outlet Size : **1¼"** **2900 rpm**

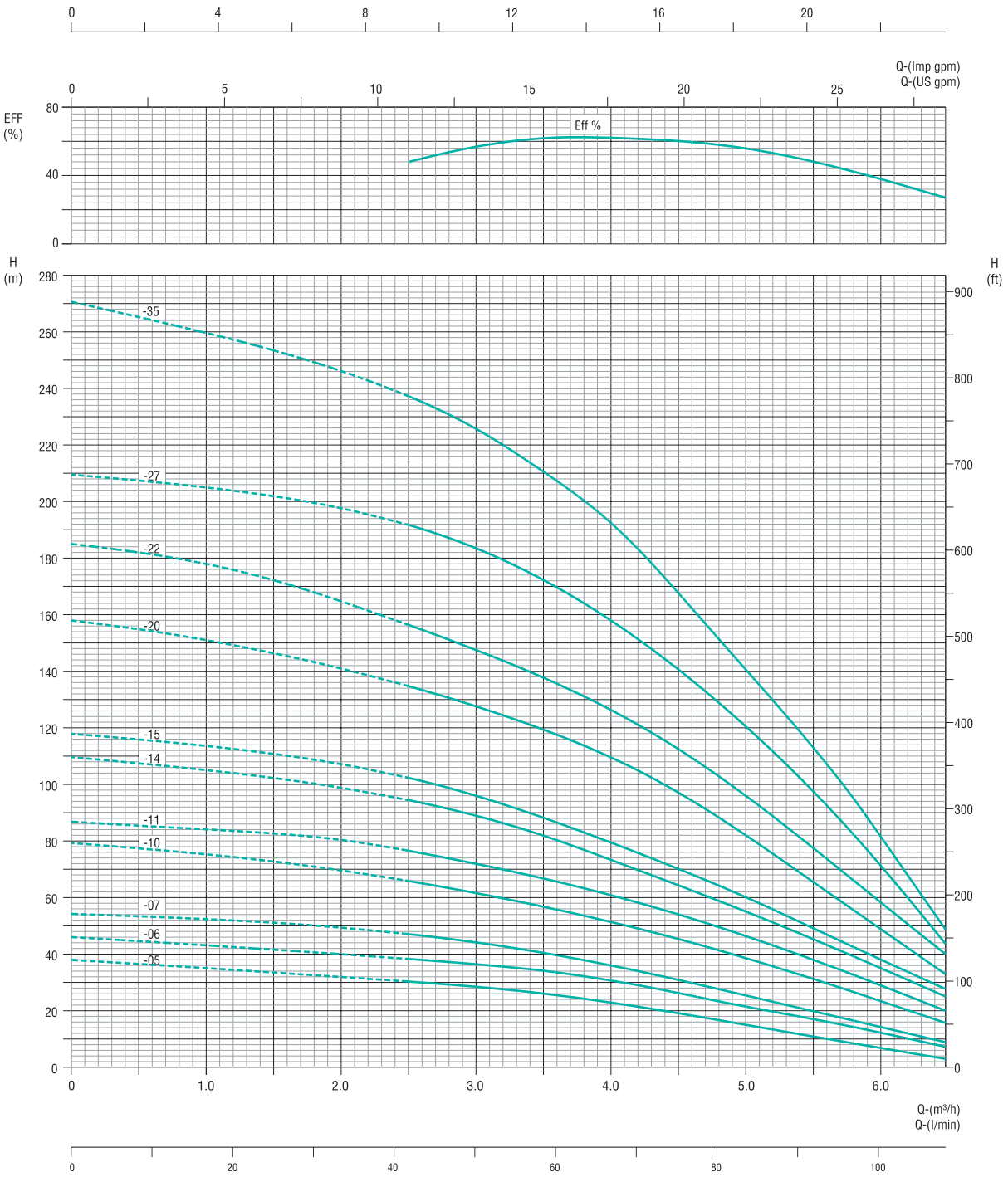

Curve tolerance according to ISO 9906:2012, Grade 3B

PERFORMANCE DATA

TP / TV SERIES 〉 4" 〉 4 m³/h

Model : **TP 100 - 4** Outlet Size : **1¼"** **2900 rpm**

Pump Model	Power		lpm	0	33.3	50	66.6	83.4	100	108.3
	kW	HP	m³/h	0	2	3	4	5	6	6.5
*TP100-4-05	0.55	0.75	TOTAL DYNAMIC HEAD IN METRES	38	32	28	22	15	8	4
TP100-4-06	0.55	0.75		46	40	37	31	21	12	8
*TP100-4-07	0.75	1.0		54	49	44	37	25	14	9
*TP100-4-10	1.1	1.5		79	69	62	51	39	22	16
TP100-4-11	1.1	1.5		86	80	72	61	47	29	20
TP100-4-14	1.5	2.0		110	99	89	73	55	35	26
TP100-4-15	1.5	2.0		118	108	96	79	60	38	28
TP100-4-20	2.2	3.0		158	141	128	110	82	49	34
TP100-4-22	2.2	3.0		185	165	148	128	98	58	40
TP100-4-27	3.0	4.0		210	198	183	159	120	71	44
TP100-4-35	3.7	5.0		270	248	228	192	140	81	49

Nett Weights & Dimensions

Pump Model	Power		Dimensions in mm		Nett Weight (kg)
	kW	HP	D	H	
* TP100-4-05	0.55	0.75	98	383	1.75
TP100-4-06	0.55	0.75	98	412	2.10
* TP100-4-07	0.75	1.0	98	441	2.45
* TP100-4-10	1.1	1.5	98	528	3.50
TP100-4-11	1.1	1.5	98	557	4.00
TP100-4-14	1.5	2.0	98	674	4.90
TP100-4-15	1.5	2.0	98	703	5.25
TP100-4-20	2.2	3.0	98	860	7.00
TP100-4-22	2.2	3.0	98	918	8.00
TP100-4-27	3.0	4.0	98	1093	9.35
TP100-4-35	3.7	5.0	98	1325	12.15



Pump Height(H) and Weight(Kg) are approximate.

* Marked models are available under TV Series.

All performance data is based on rated input.

PERFORMANCE CURVES

TP / **TV** SERIES ❯ **4"** ❯ **5 m³/h**

Model : **TP 100 - 5** Outlet Size : **1½"** **2900 rpm**

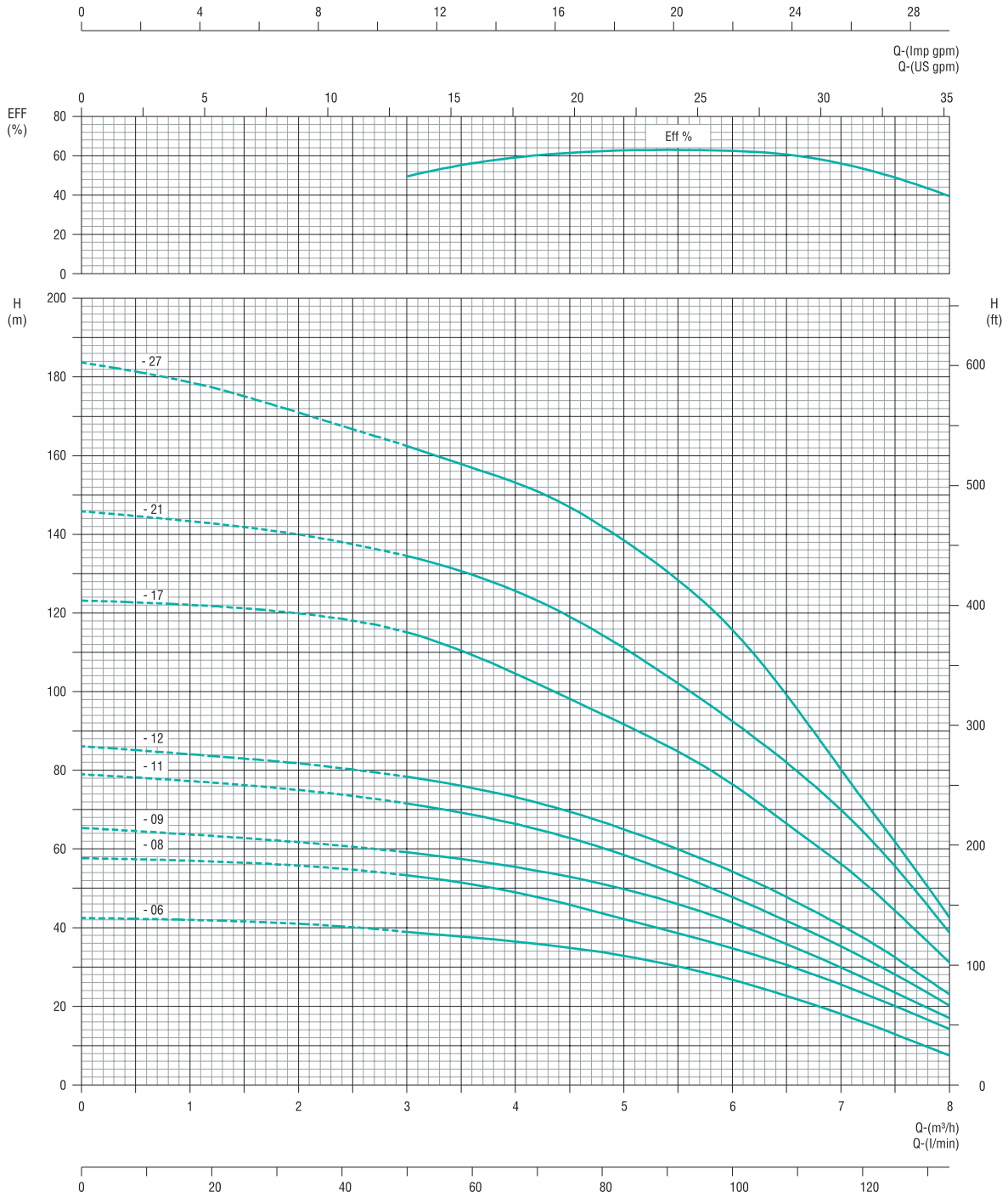

Curve tolerance according to ISO 9906:2012, Grade 3B

PERFORMANCE DATA

TP / TV SERIES › 4" › 5 m³/h

Model : **TP 100 - 5** Outlet Size : **1½"** **2900 rpm**

Pump Model	Power		lpm	0	50	66.6	83.4	100	116.6	133.3
	kW	HP	m³/h	0	3	4	5	6	7	8
TP100-5-06	0.75	1.0	TOTAL DYNAMIC HEAD IN METRES	42	39	37	32	27	18	9
*TP100-5-08	1.1	1.5		58	53	49	42	34	25	15
TP100-5-09	1.1	1.5		65	59	55	50	41	31	17
TP100-5-11	1.5	2.0		79	72	67	58	48	35	20
TP100-5-12	1.5	2.0		86	78	73	65	55	42	25
TP100-5-17	2.2	3.0		123	115	105	91	76	57	31
TP100-5-21	3.0	4.0		145	135	126	111	92	70	39
TP100-5-27	3.7	5.0		184	163	158	138	116	80	42

Nett Weights & Dimensions

Pump Model	Power		Dimensions in mm		Nett Weight (kg)
	kW	HP	D	H	
TP100-5-06	0.75	1.0	98	459	3.00
* TP100-5-08	1.1	1.5	98	533	3.75
TP100-5-09	1.1	1.5	98	570	4.20
TP100-5-11	1.5	2.0	98	643	5.10
TP100-5-12	1.5	2.0	98	680	5.60
TP100-5-17	2.2	3.0	98	907	7.90
TP100-5-21	3.0	4.0	98	1054	10.00
TP100-5-27	3.7	5.0	98	1306	12.50



Pump Height(H) and Weight(Kg) are approximate.

* Marked models are available under TV Series.

All performance data is based on rated input.

PERFORMANCE CURVES

TP SERIES › **4"** › **8 m³/h**

Model : **TP 100 - 8** Outlet Size : **2"** **2900 rpm**

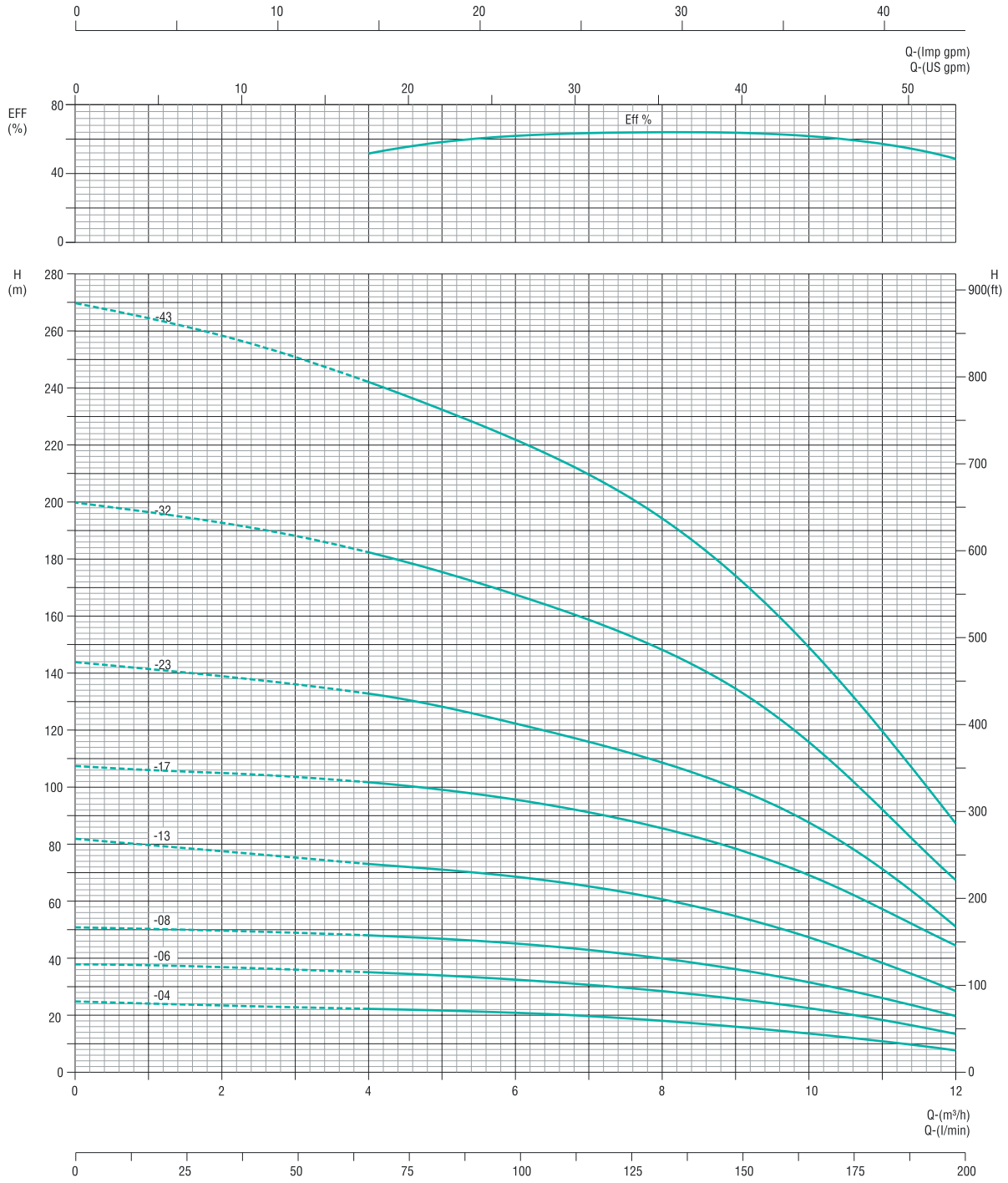

Curve tolerance according to ISO 9906:2012, Grade 3B

PERFORMANCE DATA

TP SERIES › 4" › 8 m^3/h

Model : **TP 100 - 8** Outlet Size : **2"** **2900 rpm**

Pump Model	Power		lpm	0	66.6	100	133.2	166.8	200
	kW	HP	m^3/h	0	4	6	8	10	12
TP100-8-04	0.75	1.0	TOTAL DYNAMIC HEAD IN METRES	25	21	20	19	14	8
TP100-8-06	1.1	1.5		38	35	32	28	22	13
TP100-8-08	1.5	2.0		51	48	45	40	31	20
TP100-8-13	2.2	3.0		82	72	69	61	47	29
TP100-8-17	3.0	4.0		108	101	96	85	69	43
TP100-8-23	4.0	5.5		143	132	122	109	88	52
TP100-8-32	5.5	7.5		200	182	168	148	116	68
TP100-8-43	7.5	10		270	242	221	193	149	88

Nett Weights & Dimensions

Pump Model	Power		Dimensions in mm		Nett Weight (kg)
	kW	HP	D	H	
TP100-8-04	0.75	1.0	98	374	1.72
TP100-8-06	1.1	1.5	98	436	2.57
TP100-8-08	1.5	2.0	98	498	3.43
TP100-8-13	2.2	3.0	98	653	5.58
TP100-8-17	3.0	4.0	98	807	7.29
TP100-8-23	4.0	5.5	98	993	9.87
TP100-8-32	5.5	7.5	98	1302	13.73
TP100-8-43	7.5	10	98	1643	18.44



Pump Height(H) and Weight(Kg) are approximate.

All performance data is based on rated input.

PERFORMANCE CURVES

TP SERIES › **4"** › **10 m³/h**

Model : **TP 100 - 10** Outlet Size : **2"** **2900 rpm**

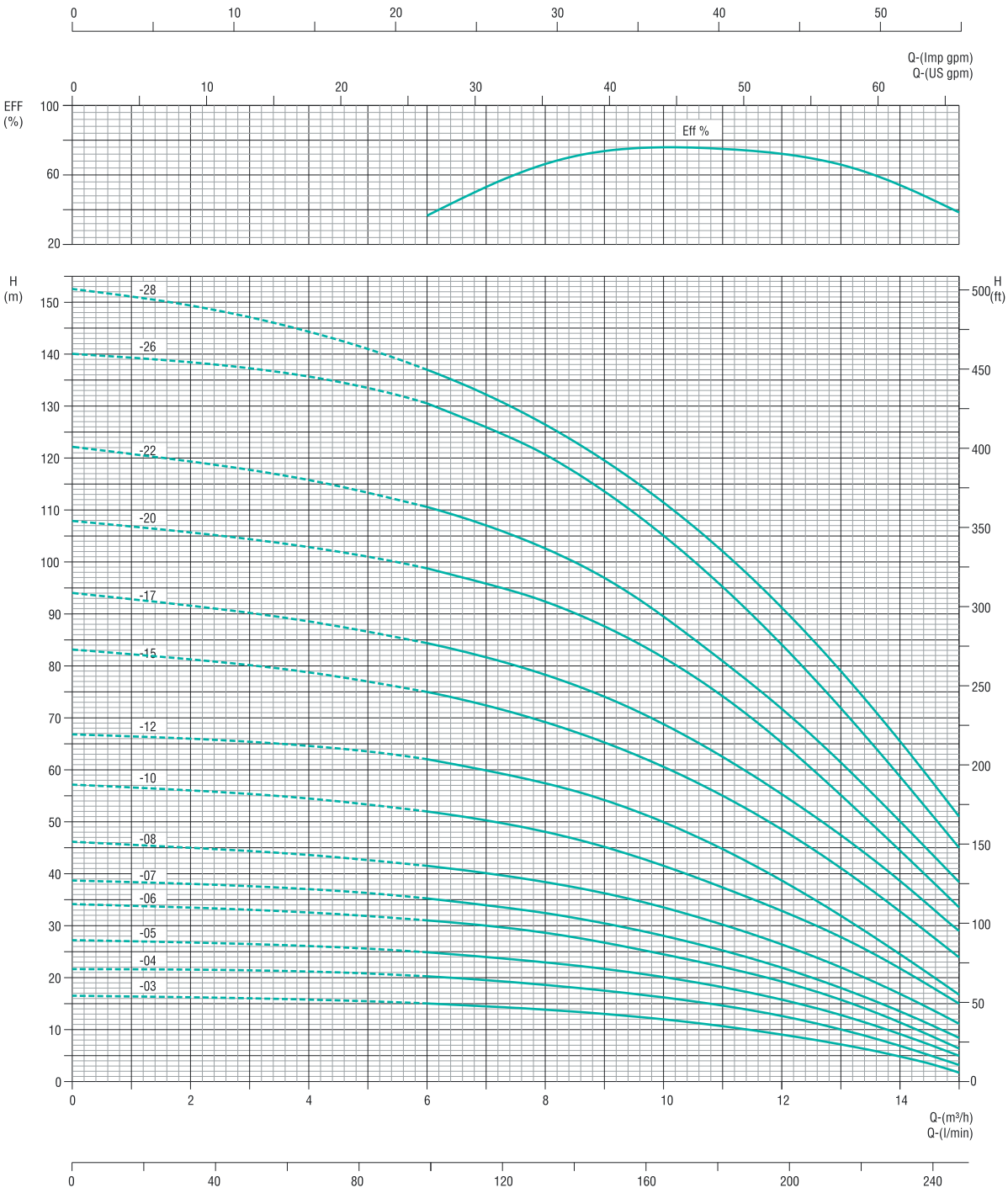

Curve tolerance according to ISO 9906:2012, Grade 3B

PERFORMANCE DATA

TP SERIES › 4" › 10 m^3/h

Model : **TP 100 - 10** Outlet Size : **2"** **2900 rpm**

Pump Model	Power		lpm	0	66.6	100	133.3	166.6	200	233.4
	kW	HP	m^3/h	0	4	6	8	10	12	14
TP100-10-03	0.75	1.0	TOTAL DYNAMIC HEAD IN METRES	17	16	15	14	12	9	5
TP100-10-04	0.75	1.0		22	21	20	18	16	13	7
TP100-10-05	1.1	1.5		27	26	25	23	20	16	9
TP100-10-06	1.1	1.5		34	33	31	28	24	19	12
TP100-10-07	1.5	2.0		39	37	35	33	28	22	14
TP100-10-08	1.5	2.0		46	43	42	38	33	27	17
TP100-10-10	2.2	3.0		57	54	52.5	48	42	33	22
TP100-10-12	2.2	3.0		66	64	62.5	57	50	39	25
TP100-10-15	3.0	4.0		83	78	75	69	61	48	33
TP100-10-17	3.0	4.0		94	88	84	78	69	55	39
TP100-10-20	4.0	5.5		107	102	98	92.5	82	65	45
TP100-10-22	4.0	5.5		122	116	111	102.5	90	72	50
TP100-10-26	5.5	7.5		140	136	130	122	107	85	59
TP100-10-28	5.5	7.5		153	144	137	127	112	91	65

Nett Weights & Dimensions

Pump Model	Power		Dimensions in mm		Nett Weight (kg)
	kW	HP	D	H	
TP100-10-03	0.75	1.0	98	448	3.60
TP100-10-04	0.75	1.0	98	450	4.10
TP100-10-05	1.1	1.5	98	562	4.70
TP100-10-06	1.1	1.5	98	570	5.00
TP100-10-07	1.5	2.0	98	676	5.50
TP100-10-08	1.5	2.0	98	690	6.00
TP100-10-10	2.2	3.0	98	810	6.80
TP100-10-12	2.2	3.0	98	930	8.20
TP100-10-15	3.0	4.0	98	1110	10.25
TP100-10-17	3.0	4.0	98	1230	11.75
TP100-10-20	4.0	5.5	98	1410	13.70
TP100-10-22	4.0	5.5	98	1530	15.00
TP100-10-26	5.5	7.5	98	1770	18.00
TP100-10-28	5.5	7.5	98	1890	19.05



Pump Height(H) and Weight(Kg) are approximate.

All performance data is based on rated input.

PERFORMANCE CURVES

TP SERIES › **4"** › **14 m³/h**

Model : **TP 100 - 14** Outlet Size : **2"** **2900 rpm**

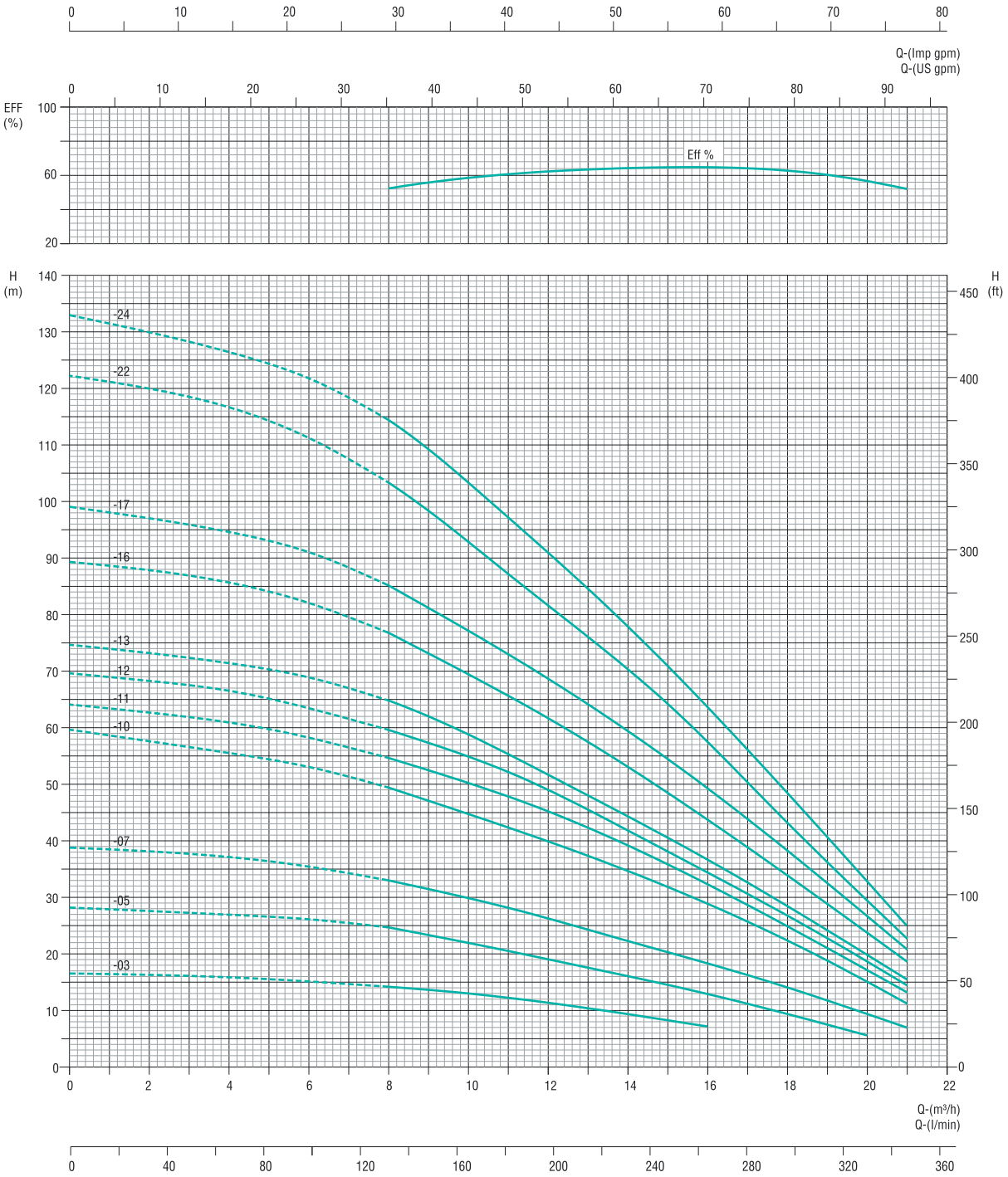

Curve tolerance according to ISO 9906:2012, Grade 3B

PERFORMANCE DATA

TP SERIES › 4" › 14 m^3/h

Model : **TP 100 - 14** Outlet Size : **2"** **2900 rpm**

Pump Model	Power		lpm	0	133.2	166.8	200	233.4	266.4	300	333.6
	kW	HP	m^3/h	0	8	10	12	14	16	18	20
TP 100-14-03	0.75	1.0	TOTAL DYNAMIC HEAD IN METRES	17	14	13	12	9	7		
TP 100-14-05	1.1	1.5		28	24	22	19	16	14	9	6
TP 100-14-07	1.5	2.0		38	33	30	26	22	18	14	9
TP 100-14-10	2.2	3.0		59	49	45	40	34	29	22	15
TP 100-14-11	2.2	3.0		64	59	50	45	39	33	25	17
TP 100-14-12	3.0	4.0		69	59	55	48	43	34	27	18
TP 100-14-13	3.0	4.0		74	65	58	52	44	36	29	20
TP 100-14-16	3.7	5.0		89	77	69	62	53	44	34	24
TP 100-14-17	3.7	5.0		98	85	77	68	59	49	38	27
TP 100-14-22	5.5	7.5		123	104	93	82	70	57	43	29
TP 100-14-24	5.5	7.5		134	114	104	92	78	64	49	33

Nett Weights & Dimensions

Pump Model	Power		Dimensions in mm		Nett Weight (kg)
	kW	HP	D	H	
TP100-14-03	0.75	1	98	463	2.33
TP100-14-05	1.1	1.5	98	610	4.00
TP100-14-07	1.5	2	98	775	5.45
TP100-14-10	2.2	3	98	1009	7.85
TP100-14-11	2.2	3	98	1087	8.60
TP100-14-12	3	4	98	1165	9.50
TP100-14-13	3	4	98	1243	10.10
TP100-14-16	3.7	5	98	1477	12.40
TP100-14-17	3.7	5	98	1555	13.20
TP100-14-22	5.5	7.5	98	1945	17.10
TP100-14-24	5.5	7.5	98	2101	18.75



Pump Height(H) and Weight(Kg) are approximate.

All performance data is based on rated input.

PERFORMANCE CURVES

TP SERIES › **4"** › **18 m³/h**

Model : **TP 100 - 18** Outlet Size : **2"** **2900 rpm**

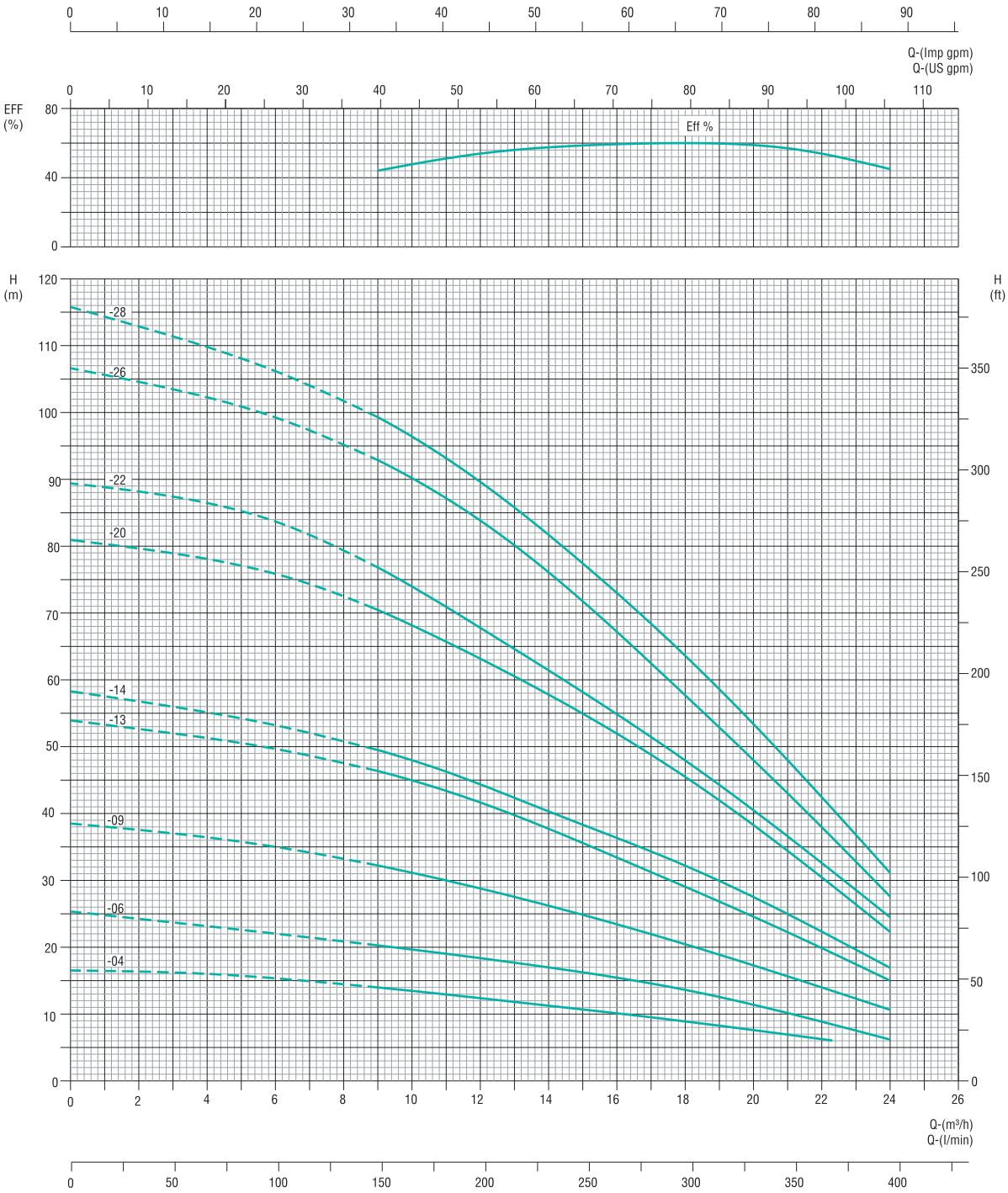

Curve tolerance according to ISO 9906:2012, Grade 3B

PERFORMANCE DATA

TP SERIES › 4" › 18 m^3/h

Model : **TP 100 - 18** Outlet Size : **2"** **2900 rpm**

Pump Model	Power		lpm	0	166.8	199.8	231.6	264.4	300	333.6	366.6
	kW	HP	m^3/h	0	10	12	14	16	18	20	22
TP100-18-04	1.1	1.5	TOTAL DYNAMIC HEAD IN METRES	17	14	13	11	10	9	8	6
TP100-18-06	1.5	2.0		26	19	18	17	16	14	11	9
TP100-18-09	2.2	3.0		38	31	29	27	24	21	17	14
TP100-18-13	3.7	5.0		54	45	42	38	34	28	24	20
TP100-18-14	4.0	5.5		58	48	44	41	37	33	27	23
TP100-18-20	5.5	7.5		81	68	63	57	52	46	38	30
TP100-18-22	5.5	7.5		89	74	71	61	55	48	41	32
TP100-18-26	7.5	10.0		106	90	87	76	67	57	47	38
TP100-18-28	7.5	10.0		116	97	89	82	73	64	54	43

Nett Weights & Dimensions

Pump Model	Power		Dimensions in mm		Nett Weight (kg)
	kW	HP	D	H	
TP100-18-04	1.1	1.5	98	476	3.30
TP100-18-06	1.5	2.0	98	632	4.50
TP100-18-09	2.2	3.0	98	788	6.50
TP100-18-13	3.7	5.0	98	1022	10.00
TP100-18-14	4.0	5.5	98	1100	10.20
TP100-18-20	5.5	7.5	98	1178	14.0
TP100-18-22	5.5	7.5	98	1256	15.40
TP100-18-26	7.5	10	98	1490	18.20
TP100-18-28	7.5	10	98	1568	19.60

Pump Height(H) and Weight(Kg) are approximate.



All performance data is based on rated input.

CABLE SELECTION CHART

For Single Phase 3 wire (D.O.L.) Motor Maximum Length of Copper Cable

Motor Rating			CABLE SIZE IN SQUARE MILLIMETRES											
VOLTS	kW	HP	1.5	2.5	4	6	10	16	25	35	50	70	95	
230 VOLT 50Hz	0.37	0.5	120	200	320	480	810	1260	1900	2590	3580	4770	5920	**MAXIMUM LENGTH IN METRES**
	0.55	0.75	80	1030	220	320	550	850	1290	1760	2430	3230	4000	
	0.75	1.0	60	100	170	250	430	670	1010	1380	1910	2550	3460	
	1.1	1.5	40	70	120	180	300	470	710	980	1360	1850	2320	
	1.5	2.0	30	60	90	130	230	360	550	760	1060	1440	1820	
	2.2	3.0		40	60	90	150	230	350	490	680	920	1160	

For Three Phase 3 wire (D.O.L.) Motor Maximum Length of Copper Cable

Motor Rating			CABLE SIZE IN SQUARE MILLIMETRES																		
VOLTS	kW	HP	1.5	2.5	4	6	10	16	25	35	50	70	95	120	150	185	240	300	400	500	630
380 - 415 VOLT 50Hz	0.37	0.5	473	788	1260																
	0.55	0.75	398	660	1050																
	0.75	1	311	518	825																
	1.1	1.5	203	338	533	795															
	1.5	2	161	270	428	638															
	2.2	3	113	188	300	450	731														
	3	4	86	143	233	345	566	885													
	3.7	5	71	120	188	285	465	735													
	4	5.5	67	113	176	263	435	683	1043												
	4.5	6	64	105	169	255	420	653	998	1358											
	5.5	7.5	53	83	135	203	330	518	795	1088											
	7.5	10	38	60	98	150	233	375	563	773											
	9.3	12.5		53	83	128	210	330	503	683	938										
	11	15		45	75	105	173	278	413	563	795	1058									
	13	17.5			60	83	150	233	353	488	668	885									
	15	20			53	75	128	203	308	428	593	788	1005								
	18.5	25				60	105	158	248	338	461	615	788	938							
	22	30					90	135	210	285	398	533	675	810	953						
	26	35					75	113	173	233	330	458	578	705	825	953					
	30	40					68	98	158	210	300	390	503	585	698	803	938				
	37	50						83	128	173	240	315	405	480	563	645	758	863			
	45	60							105	143	195	270	345	420	503	585	698	795			
	55	75								120	165	218	285	353	413	480	570	656			
	63	85								109	150	173	255	315	368	428	503	578			
	75	100									120	165	218	263	308	353	420	480	563		
	93	125										135	173	210	248	285	338	383	450		
	110	150											150	180	218	248	300	345	405	454	
	130	175											128	154	188	218	255	300	345	398	439
	150	200												135	161	188	225	263	311	349	386
	166	225													135	165	195	225	263	300	334
	185	250														150	180	210	248	278	311
	220	300															143	165	191	215	237
	260	350																143	165	188	206
	300	400																124	143	158	180

MAXIMUM LENGTH IN METRES

The given cable lengths are the maximum one from POWER TO MOTOR, Exceeding the lengths mentioned will void warranty.

CABLE SELECTION CHART

For Three Phase 6 wire (S.D.) Motor Maximum Length of Copper Cable

Motor Rating			CABLE SIZE IN SQUARE MILLIMETRES																		
VOLTS	kW	HP	1.5	2.5	4	6	10	16	25	35	50	70	95	120	150	185	240	300	400	500	630
380 - 415 VOLT 50Hz	5.5	7.5	91	143	234	351	572	896	1377	1884											
	7.5	10	65	104	169	260	403	650	974	1338											
	9.3	12.5		91	143	221	364	572	870	1182	1624										
	11	15		78	130	182	299	481	714	974	1377	1832									
	13	17.5			104	143	260	403	611	844	1156	1533									
	15	20			91	130	221	351	533	740	1026	1364	1741								
	18.5	25				104	182	273	429	585	799	1065	1364	1624							
	22	30					156	234	364	494	688	922	1169	1403	1650						
	26	35					130	195	299	403	572	792	1000	1221	1429	1650					
	30	40					117	169	273	364	520	675	870	1013	1208	1390	1624				
	37	50						143	221	299	416	546	701	831	974	1117	1312	1494			
	45	60							182	247	338	468	598	727	870	1013	1208	1377			
	55	75								208	286	377	494	611	714	831	987	1137			
	63	85								188	260	299	442	546	637	740	870	1000			
	75	100									208	286	377	455	533	611	727	831	974		
	93	125										234	299	364	429	494	585	662	779		
	110	150											260	312	377	429	520	598	701	786	
	130	175											221	266	325	377	442	520	598	688	760
	150	200												234	279	325	390	455	539	604	669
	166	225													234	286	338	390	455	520	578
	185	250														260	312	364	429	481	539
	220	300															247	286	331	372	410
	260	350																247	286	325	357
	300	400																214	247	273	312

MAXIMUM LENGTH IN METRES

The given cable lengths are the maximum one from POWER TO MOTOR, Exceeding the lengths mentioned will void warranty.

FRICTION LOSS CHART

Permissible ranges of volume rates of flow in l/s through Galvanized Steel Pipe to limit Friction Losses to 10 Percent of the Pipe Length.

Grade →	Light	Medium	Heavy
Nominal pipe dia in mm ↓	Rate of flow in lps	Rate of flow in lps	Rate of flow in lps
40	1.90 - 2.74	1.79 - 2.67	1.59 - 2.41
50	2.74 - 5.24	2.67 - 4.95	2.41 - 4.54
65	5.24 - 9.97	4.95 - 9.80	4.54 - 9.17
80	9.97 - 15.54	9.80 - 14.97	9.17 - 14.20
100	15.54 - 30.84	14.97 - 30.0	14.20 - 28.67
125	-	30.0 - 52.50	28.67 - 51.37
150	-	52.50 - 84.18	51.37 - 82.63

Permissible ranges of volume rates of flow in l/s through RPVC Pipe to limit Friction Losses to 10 Percent of the Pipe Length.

Grade →	Class (0.25Mpa)	Class (0.4Mpa)	Class (0.6Mpa)
Nominal pipe dia in mm ↓	Rate of flow in lps	Rate of flow in lps	Rate of flow in lps
40	-	-	Up to 2.04
50	-	-	2.04 - 3.70
63	-	3.80 - 7.24	3.70 - 6.77
75	-	7.24 - 11.47	6.77 - 10.76
90	11.50 - 19.58	11.47 - 18.50	10.76 - 17.41
110	19.58 - 33.25	18.59 - 31.71	17.41 - 29.75
125	33.25 - 46.63	31.71 - 44.33	29.75 - 41.44
140	46.63 - 62.92	44.33 - 59.79	41.44 - 55.97
160	62.92 - 89.28	59.79 - 84.95	55.97 - 79.76

FRICTION LOSS CHART

Friction loss in metres for 10 metres long new RPVC pipe (C=150)

Nominal Pipe Outer dia in mm / inches Volume rate of flow lps	40/ 1½"	50/ 2"	63/ 2½"	75/ 3"	90/ 3½"	110/ 4¼"	125/ 5"	140/ 5½"	160/ 6¼"
0.50	0.074								
1.00	0.268								
1.25	0.405	0.131							
1.60	0.640	0.211							
2.00	0.967	0.310							
2.50	1.462	0.483	0.150						
3.20	2.309	0.762	0.250	0.106					
4.0	3.491	1.153	0.377	0.160					
5.0		1.742	0.571	0.242					
8.0		4.161	1.363	0.577	0.237				
10.0			2.060	0.873	0.358	0.133			
12.5			3.114	1.319	0.542	0.201			
16			4.919	2.084	0.856	0.317	0.172		
20				3.151	1.293	0.479	0.260		
25					1.955	0.725	0.392	0.225	0.117
32					3.089	1.145	0.020	0.355	0.184
40						1.731	0.937	0.537	0.279
50						2.617	1.416	0.812	0.421
60						3.008	1.985	1.138	0.590
80							3.382	1.939	1.006
100								2.931	1.521
125									2.299

Friction loss in metres for 10 metres long new steel galvanized pipe (C=40)

Nominal Pipe Outer dia in mm / inches Volume rate of flow lps	25/ 1"	32/ 1¼"	40/ 1½"	50/ 2"	65/ 2½"	80/ 3"	100/ 4"	125/ 5"	150/ 6"
0.50	0.364								
1.00	1.315	0.341							
1.25	1.988	0.516	0.246						
1.60	3.140	0.814	0.388						
2.00		1.231	0.587						
2.50		1.861	0.888	0.282					
3.2		2.940	1.402	0.446	0.126				
4.0			2.120	0.674	0.190				
5.0			3.205	1.019	0.288				
8.0				2.433	0.887	0.313			
10.0				3.678	1.038	0.474	0.131		
12.5					1.570	0.716	0.198		
16					2.479	1.131	0.312	0.111	
20					3.747	1.710	0.472	0.167	
25						2.585	0.713	0.253	0.106
32						4.033	1.127	0.400	0.157
40							1.704	0.605	0.252
50							2.576	0.914	0.351
60								1.281	0.534
80								0.182	0.910
100								3.299	1.376
125									0.051

CONVERSION CHART

FLOW RATE

litre per second l/s	litre per minute l/min	cubic meter per hour m^3/h	cubic foot per hour ft^3/h	cubic foot per minute ft^3/min	Imp.gallon per minute Imp.gal./min	US gallon per minute Us gal./min	Us barrel per day Is barrel/d (Petroleum)
1	60	3.6	127.133	2.1189	13.2	15.85	543.439
0.017	1	0.06	2.1189	0.0353	0.22	0.264	9.057
0.278	16.667	1	35.3147	0.5886	3.666	4.403	150.955
0.008	0.472	0.0283	1	0.0167	0.104	0.125	4.275
0.472	28.317	1.6990	60	1	6.229	7.480	256.475
0.076	4.546	0.2728	9.6326	0.1605	1	1.201	41.175
0.063	3.785	0.2271	8.0209	0.1337	0.833	1	34.286
0.002	0.110	0.0066	0.2339	0.0039	0.024	0.029	1

LIQUID

Cubic meter m^3	litre l	Milli litre ml	Imp. gallon Imp. Gal	US gallon US gal	cubic foot ft^3
1	1000	1×10^6	220	264.2	35.3147
0.001	1	1000	0.22	0.2642	0.0353
1×10^{-6}	0.001	1	2.2×10^{-4}	2.642×10^{-4}	3.53×10^{-5}
0.00455	4.546	4546	1	1.201	0.1605
0.00378	3.785	3785	0.8327	1	0.1337
0.0283	28.317	28317	6.2288	7.4805	1

LIQUID HEAD AND PRESSURE

newton per square meter N/m^2 (Pa)	kilo pascal kPa	bar bar	kilogram force per square centimeter Kgf/cm2	pound force per square inch psi	foot for water ft HO	meter of water m HO	millimeter of mercury mm Hg	inch of mercury in Hg
1	0.001	1×10^5	1.02×10^5	1.45×10^{-4}	3.35×10^{-4}	1.02×10^{-4}	0.0075	2.95×10^{-4}
1000	1	0.01	0.0102	0.145	0.335	0.102	7.5	0.295
1×10^5	100	1	1.02	14.5	33.52	10.2	750.1	29.53
98,067	98.07	0.981	1	14.22	32.81	10	735.6	28.96
6895	6.895	0.069	0.0703	1	2.31	0.703	51.72	2.036
2984	2.984	0.03	0.0305	0.433	1	0.305	22.42	0.882
9789	9.789	0.098	0.1	1.42	3.28	1	73.42	2.891
133.3	0.133	0.0013	0.0014	0.019	0.045	0.014	1	0.039
3386	3.386	0.0338	0.0345	0.491	1.133	0.0345	25.4	1

LENGTH

millimeter mm	centimeter cm	meter m	inch in	foot ft	yard yd
1	0.1	0.001	0.0394	0.0033	0.0011
10	1	0.01	0.3937	0.0328	0.0109
1000	100	1	39.3701	3.2808	1.0936
25.4	2.54	0.0254	1	0.0833	0.0278
304.8	30.48	0.3048	12	1	0.3333
914.4	91.44	0.9144	36	3	1

1 Kilometer = 1000 metres = 0.62137 miles 1 mile = 1609.37 metres =- 1.60934 kilometers

MASS

kilogram kg	pound lb	hundred weight (cwt)	tonne t	ton long tn	short ton sh tn
1	2.205	0.0197	0.001	9.84×10^{-4}	0.0011
0.454	1	0.0089	4.54×10^{-4}	4.46×10^{-4}	5.0×10^{-4}
50.802	112	1	0.0508	0.05	0.056
1000	2204.6	19.684	1	0.9842	1.1023
1016	2240	20	1.0161	1	1.102
907.2	2000	17.857	0.9072	0.8929	1

TEMPERATURE

To Convert From	To	Use Formula
Temperature Celsius, tc	Temperature Kelvin, tk	K = tc + 273.15
Temperature Fahrenheit, tf	Temperature Kelvin, tk	K = (tF + 459.67 / 1.8)
Temperature Celsius, tc	Temperature Fahrenheit, tf	F = 1.8 tc + 32
Temperature Fahrenheit, tf	Temperature Celsius, tc	C = (tF - 32) / 1.8
Temperature Kelvin, tk	Temperature Celsius, tc	C = tk - 273.15
Temperature Kelvin, tk	Temperature Fahrenheit, tf	F = 1.8tk - 459.67

Notes :

Notes :



THE POWER BEHIND THE FORCE

Naargo Industries Private Limited, one of the leading manufacturers of latest state of art, large range of pumps and motors, is managed by veterans who are in the pump industry for almost half a century. The products are employed in various applications like irrigation, domestic, civil construction, de-watering etc; The Company has a strong distribution network in India for sales & service and a strong global presence.

Quality is the key factor in Naargo's products. The expansive infrastructure and environment accredited with ISO 9001 quality certification, latest engineering softwares, high-tech machinery, futuristic pumping technology and high caliber workforce facilitate the production of flawless and efficient products on par with international standards under the brand name of "Tormac". The well equipped R & D wing stays alive to the changing global trends and comes out with viable solutions for innovative product development and upgradation.

The Products currently available include Stainless Steel Submersible Pumps, 4" Thermoplastic Submersible Pumps, 6" & 8" Cast Iron Submersible Pumps, Submersible Motors and Controls, Centrifugal Pumps, Inline Booster Pumps, Jet Self-priming Pumps and Peripheral Pumps.

The power, performance and endurance of the products backed by the uncompromising teamwork and value systems will certainly propel the company's growth towards new horizons in the pump industry.

IC-SPF-K/18-E3

Naargo Industries Private Limited,
No. 2, Gem Garden, Atthipalayam Juntion, Ganapathy, Coimbatore - 641 006, INDIA.
Tel : +91 978 6522622, Fax : +91 422 2531956
email : tormac@tormacpumps.com web : www.tormacpumps.com

Tormac PUMPS